

KOSOVO YOUTH STUDY

FORWARD LOOKING
GROUNDED IN TRADITION

S U R V E Y 2 0 1 2



**FRIEDRICH
EBERT**

STIFTUNG

 **IDRA**
RESEARCH & CONSULTING

KOSOVO YOUTH STUDY

FORWARD LOOKING, GROUNDED IN TRADITION

SURVEY 2012

IDRA Team of Authors:

Auron Pasha
Kreshnik Xhangolli
Jona Dundo
Besmir Gjokuta
Zana Tahiri
Odeta Lena

Consultant: Dr. Klaus Hurrelman

English Language Editor: Christina Lara

Year of publication: 2012

© **IDRA Kosova,**
www.idra.al, idra.kosova@idra.al

Table of Contents

	Page
Foreword.....	4
Executive Summary.....	6
Introduction.....	10
QuantitativeComponent.....	10
QualitativeComponent.....	10
Questionnaire.....	11
Sampling.....	12
Family and Social Life.....	13
Education and Employment.....	33
Democracy and politics.....	46
Lifestyle and leisure.....	54

Foreword

By Klaus Hurrelman

*Professor of Public Health and Education
Hertie School of Governance, Berlin*

Already a while ago, the idea was developed - in cooperation with the Friedrich-Ebert-Foundation - to conduct a youth study in the countries of former Yugoslavia, following the model of the Shell youth study which is renowned and widely read in Germany. From interviewing members of the young generation in a country, it is possible to derive valuable information on the teenagers' and young adults' interests and wishes in the respective state. But there is more to it: The attitudes and value orientation of the young people can be considered an early indicator which ultimately reveals the future tendencies prevalent in an entire society. For the young generation, as our analyses in Germany have repeatedly demonstrated, can be considered a seismograph when it comes to future opportunities and long-term prospects of a country. Youth studies are studies about the future that sometimes can tell us more than detailed economic analyses.

Thanks to a very well-matched team consisting of the Friedrich-Ebert-Foundation and a professional research company, IDRA Research & Consulting in Prishtina, the first youth study has been finished in a country of former Yugoslavia that is still struggling hard for its own identity:

Kosovo. Maybe, this is no coincidence, because - for the future of this small country - the young generation's situation is of particular relevance. As in other countries of former Yugoslavia, the part of the population that is under 30 years old constitutes almost 40 % of the entire population. Therefore, the attitudes of this young generation and, of course, also their competencies and skills are particularly important for the country. This youth study provides clear answers in this respect. It very clearly shows how ambitious the young generation of Kosovo is and which high expectations it has with regard to its own future. Possibly, their optimism overshoots the mark a bit, but it is still impressive to see how much energy and hope the generation puts into shaping its own future.

The interviewed young adults are aware of the fact that the state of their country is still insecure. And, that it is far from being certain that they will find employment in Kosovo and will be able to lead a secure life. Many of them tinker with the idea to temporarily leave their country in order to first obtain a good education and start a professional career in one of the wealthier European countries or in the USA. However, it is obvious that they feel connected to their country and that they perceive their family roots as essential. They also feel very much indebted to their fathers and mothers and also - in these uncertain times - resort to their religious background, sometimes even more than their own parents do. But generally they look ahead. By looking at their answers, one gets an impression of

how impatient they could become, if the economic and political development of their home country does not proceed in the way they hope.

The Friedrich-Ebert-Foundation has set the course for conducting youth studies in the same format - following the example of German youth studies - also in other South East European countries. The foundation mandated me to scientifically accompany this study and to ensure that the respective analyses will be comparable to each other. In this way, it is possible to not only create a portrait of the young generation in Eastern Europe, but also to draw a sensitive picture of the countries' development potential. Economic and educational facilities as well

as organizations working in the realm of national and international politics are well advised to carefully track the findings of those studies and to draw direct consequences from them. If this does not happen, there is the threat of alienation between the young generation and the well established forces within the country, and this has never been good for any country's further development.

I want to compliment both the committed team of the Friedrich-Ebert-Foundation in Prishtina and the researchers of the IDRA on this thoroughly conducted and methodologically excellent youth study. It will set standards for the following analyses.

Executive Summary

Family and Social Life

- A vast majority of Kosovo youth (aged 16-27) report to living with their parents. The great majority of 'late-nesters' state that living with parents is the most ideal situation for the whole family. Such a vast number explains the relatively large influence family has on the everyday life of Kosovo youth.
- The Father is by far the most influential figure among youth, independent of gender or urbanity (urban vs. rural).
- Kosovo youth believe men and women should marry at a relatively young age, at 24 years for women and 26 for men, and they overwhelmingly see marriage and creating families in their future plans. Additionally, Kosovo youth envision relatively large families, with 59% planning to have three or more children.
- Personality is the most important trait in selecting a spouse. Further traits of great importance include: Religion, Family Approval, Common Interests, and Education. Interestingly, Virginity remains quite an important factor.
- Kosovo youth express absolute trust in Family. Indeed, Family is the most trusted Social Institution, scoring 98 points in a 0-100 scale where 0 means 'No trust' and 100 means 'Full trust'. As well, Religious Leaders are highly trusted by K-Albanian and K-Serb youth.
- When asked how "wholeheartedly" they would welcome each other as neighbors, K-Albanians and K-Serbs state to be very reluctant to accept each other in such a hypothetical situation. Similarly, both ethnic groups express high levels of resistance towards the idea of having a 'gay couple' as neighbors. K-Serbs would not feel comfortable with a family from the United States or from Western Europe as neighbors, while they are welcome from K-Albanians.
- The values considered as most important for Kosovo youth are Altruism, Tolerance and Correctness. The value-map is different for young K-Serbs; their three most important values are Personal Dignity, Social Prestige and Enrichment.
- While 91% of Kosovo youth state that they adhere to the Muslim faith, only 26% report to practicing their religion regularly. Religious practice is higher among males than among females.
- Despite living in a post-conflict area, 90% of K-Albanians feel safe in their area of residence. The situation is completely different for young K-Serbs, with as many as 60% declaring to feel rather unsafe in their neighborhoods.
- While 33% of K-Albanians report to having felt, at least occasionally, discrimination directed towards them, the situation is much worse for K-Serbs: a staggering 78% of them declare to have felt discriminated against. K-Serbs cite Ethnicity and Religion as the main reasons for receiving discriminatory treatment.
- Almost one in three youth (29%) wishes to relocate somewhere else within Kosovo, and as many as one in two (55%) express willingness to emigrate abroad.

Cited motives for emigration abroad include: the wish to improve living standards, aspirations to gain a better education, and broader chances for employment.

- Despite troubles, Kosovo youth are largely optimistic about their future. As many as 87% believe that things will improve in the next 10 years.

Education and Work

- School attendance rates in Kosovo are relatively high, with approximately two-thirds of the youth (16-27 y.o.) attending school (high school, university or post-university programs).
- Kosovo youth enrolled in the educational system are typically content to attend school, even though a typical day is often perceived as “busy and stressful.” Most students in Kosovo report to spending up to three hours per day studying.
- Education is an important value for Kosovo youth. An impressive 92% of all high school students intend to continue university education.
- Although aspiration for education is high, the level of satisfaction with the current education system is relatively low. Only about 24% expressed satisfaction with it.
- If given the opportunity, as many as 61% of Kosovo youth would prefer to get an education abroad.
- According to students in Kosovo, it is common that one might pay money in order to pass an exam or receive a good grade. This belief, though more of a perception than direct personal experience, indicates a major issue with education system in Kosovo.
- Private tutorial classes are common among young students regardless of their level of education. Almost 47% of students declare to attending private courses of some sort.
- Employment rates are considerably low among Kosovo youth. Only 32% of those not currently in school say they are employed either full-time or part-time.
- Public Administration is the preferred place of employment for youth still in school, with about 45% of all students stating a preference for this employment prospect.
- Kosovo youth perceive connections, whether personal or political, to be the most important factors in finding employment. About 50% of youth cite connections as the main factor to finding a job.

Democracy and Politics

- Kosovo youth express considerable skepticism in influencing government through one's own vote. As many as 51% believe their vote does not influence governance in Kosovo. Nevertheless, a considerable portion of the youth shows interest in national politics (56%).
- When asked about political leaning – be it Government versus Opposition or Left versus Right – more than one-third (36%) of youth responded as 'Neutral'. As many as 22% of youth do not know how to position themselves in the political spectrum of Left and Right.
- While television remains a major source of political information, the Internet is gaining traction, with 66% of youth reporting to acquiring political information from this source.
- Most youth do not feel represented in politics (64%). According to them, "Personal benefits rather than ideals drive politicians, including young ones."
- Overall, there is low trust in Institutions. On average, the youth gave institutions and groups 42 points on the 0-100 Trust Scale where 0 means 'No Trust' and 100 means 'Full trust'. Those most trusted include: Religious Leaders, Police, and - to a certain extent - the Media. Least trusted are UNMIK, Political Parties and EULEX.
- Kosovo youth report to feeling the most concerned about Unemployment (94%) and Increasing Poverty (92%). They also show concerns over the Kosovo Territory Separation issue (70%). Interestingly, Pollution comes up among major concerns (65%).

- Despite perceived problems, K-Albanian youth are generally optimistic about the economic future of Kosovo. This is not the case for K-Serb youth whose predictions over the future economy are gloomy.

Kosovo and the EU Integration

- Despite perceived troubles within the European Union, the Kosovo youth strongly support joining it. As many as 88% believe Kosovo should join the EU.
- When asked when they believe Kosovo will join the EU, the youth respond with incredible optimism, with about 50% saying, "within the next five years."
- For most youth, EU integration translates into "free movement and visa liberalization."

Lifestyle and Leisure

- Kosovo youth dedicates a large portion of the day to media consumption: watching television, listening to music, and social networking. A young person spends 3.5 hours per day, on average, watching television.
- Youth in Kosovo are highly connected to the Internet and heavy users of social networks. They spend, on average, 3.5 hours daily on the Internet (on par with television watching).
- Values associated with Personal Appearance, a reputable Social Status, and even Healthy Eating are considered the most popular by the majority of young Kosovars, indicating a modern-leaning attitude.
- The topic of Sex is generally considered taboo, especially when discussed with parents or other family members.

Introduction

Youth Study Kosovo 2012 is an initiative of Friedrich Ebert Foundation in Kosovo and has been implemented by IDRA Research & Consulting.

This in-depth study aims to discover and set-forth the perceptions, aspirations, attitudes and expectations of the youth in Kosovo. It taps different life dimensions of this age group in order to provide a snapshot of the vision and world-view of a new generation. The research is comprised of two components:

Quantitative Component

A representative survey of Kosovo youth between the ages of 16-27 years old, the survey consists of 1000 respondents selected at random through a carefully designed sampling methodology. A booster of 80 K-Serb youth was added in order to have a statistically significant subgroup for analysis. The booster sample was weighted when national level analysis was conducted; in this way the K-Serb youth would not be over-represented in national results. Instead, no weights were used when comparison by ethnicity was made; two sub-groups of size 900 respondents for young Kosovo Albanians and 130 respondents for young Kosovo Serbs were compared.

The survey was conducted between June 1st and June 30th, 2012.

Margin of Error

The Margin of Error for the general sample (N=1000) is $\pm 3.1\%$ with a confidence interval of 95%.¹

Qualitative Component

The qualitative component of the study aims to provide in-depth analysis on the youth issues explored. It tries to explain and complement quantitative results of the survey. Under this component, nine (9) focus group discussions were organized with the following structure:

General Youth Groups

Nr.	Location	Urban/Rural	Gender	Age
1	Prishtina	Urban	Female	16-20
2	Prishtina	Rural	Male	21-27
3	Prizren	Urban	Male	16-20
4	Prizren	Rural	Female	21-27
5	Mitrovica	Urban	Mix	21-27

Politically-Engaged Youth

Nr.	Location	Urban/Rural	Gender	Age	Political preferences
1	Prishtina	Urban	Mixed	20-27	Pro-government
2	Prishtina	Urban	Mixed	20-27	Pro-opposition

K-Serb Youth

Nr.	Location	Urban/Rural	Gender	Age
1	Mitrovica	Urban & Rural	Mixed	16-20
2	Mitrovica	Urban & Rural	Mixed	21-27

The focus groups were conducted between September 5th and 15th, 2012.

¹ Technically speaking, a sampling error of $\pm 3.1\%$ means that if repeated samples of this size were conducted, 95% of them would reflect the views of the population with no greater inaccuracy than $\pm 3.1\%$. The testing of statistical significance, which takes into account the margin of error, is important especially when presenting subgroup analysis. These tests have been applied throughout this report.

Questionnaire

The questionnaires consisted of 10 modules:

- 1 **Family roster** - Demographic information about family members, ensuring that the selection of respondent is random and according to methodology
- 2 **Leisure and Lifestyle** -Lifestyle preferences of young people, leisure activities, TV watching, Internet access & usage, etc.
- 3 **Trust and Belonging issues** - family, friends, neighbors, coworkers, tolerance perception, voluntarism etc.
- 4 **Family and Friends** - indicators of family life and their circle of friends
- 5 **Concerns and aspirations** - understanding the hopes and aspirations of youth in Kosovo and mapping their principal concerns.
- 6 **Education and Employment** - vision and aspiration of the younger generation in Kosovo with regard to education and employment opportunities
- 7 **Democracy and Politics** - Interest on politics, trust in institutions, political positioning etc.
- 8 **Governance and Development** - views on problems of Kosovo society and opinions about the future
- 9 **Kosovo and EU** - support for EU integration, understanding of the process, impact of the process and opinions about the timing
- 10 **Demographics** - Education, civil status, occupation, wealth index

Sampling

Sampling methodology used is a multistage cluster sampling with stratification. Selection of respondents went through a three-layer process.

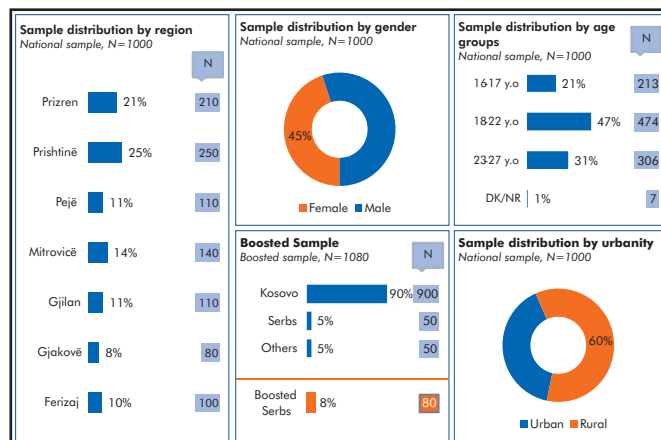
Step 1: Selection of 100 Primary Sampling Units (PSU) around Kosovo.

Primary Sampling Units for this specific survey were considered geographical areas defined by a Voting Center (VC). The 2010 VC list made public by the Central Election Commission in Kosovo was used for this purpose. Selection of VC would be stratified according to regions. Registered voters would serve as a proxy for the population density of each VC area. Method of selection was probability proportional to size without replacement (PPS WOR) with number of registered voters serving as measure-of-size (MOS).

Step 2: Selection of household within PSU – Enumerators were given a randomly selected starting point within the Sampling Unit. Using random route methodology, enumerators selected every k^{th} door on their right side to approach for the survey.

Step 3: Selection of respondent – After contacting the selected household, the enumerator would find out if there were permanent members between the ages of 16-27 years old.

- If only one member of the household was 16-27 years old, the enumerator would approach the only young member of the family for interview.



- If two or more members of the household were between the ages of 16-27 years old, the enumerator would approach for interview the member that had most recently celebrated a birthday.
- If no member of household was within the target age group of 16-27 years old, the enumerator would move forward and approach the next 3rd household for the interview.

Terms used

Throughout this report the term 'K-Albanians' refers to Kosovo's ethnic Albanian youth interviewed and 'K-Serbs' denotes Kosovo's ethnic Serb youth interviewed.

The term 'Kosovo youth' refers to Albanians, Serbs and other minorities youth.

² K was calculated in proportion to the total number of registered voters in the selected VC. In this way more populous VC areas would have a bigger selection step (K), while less populous a smaller one. This approach assures that each household located in a VC area has a probability of selection.

Family and Social Life

Youth report living with parents in high numbers; thus, parental influence is significant. The Paternal figure, however, emerges more important in shaping one's decisions.

Kosovo youth are late nesters: as many as 91% of respondents between the ages of 18-27 years old admit to living with their parents (Fig. 1.1). Living with parents is justified on the grounds of being the most adequate situation for the whole family (by 86% of youth who live with their parents). If financial circumstances would allow it, only 12% of this group would like to live on their own.

Parents provide both shelter and significant influence in shaping life-changing decisions. The majority of Kosovo youth (71%) reports that important decisions in their life are made together with their parents, with an additional 6% declaring to be completely dependent on their parents when such decisions are to be made. Only 22% of those interviewed say they make important decisions alone, though more young men than young women make key decisions on their own (28% of young men as opposed to 16% of young women).

Fathers are reported to have the greatest influence on the decision-making of youth, independent of gender or urbanity (by 78% of the youth – Fig. 1.2). Only 14% of them seek leadership from their mothers. While more young girls perceive their mothers as influential as opposed to young boys (18% and 11% respectively), fathers remain the most influential family figure for both genders. Rural and urban youth display no differences in this regard.

Focus group discussions with young Kosovars reveal that, while fathers have an undeniable influence on life-changing professional and educational choices, mothers are perceived as consultants of day-to-day, “softer” issues.

“...With my father I talk about university and work while with my mother about daily topics...” – Bora, 21, Prizren.

Fig.1.1

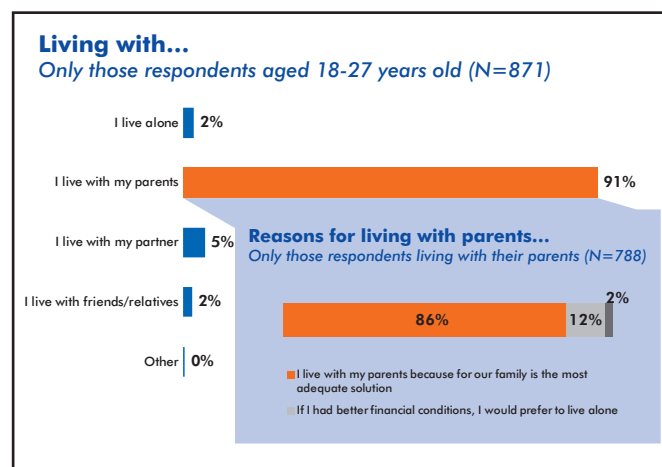
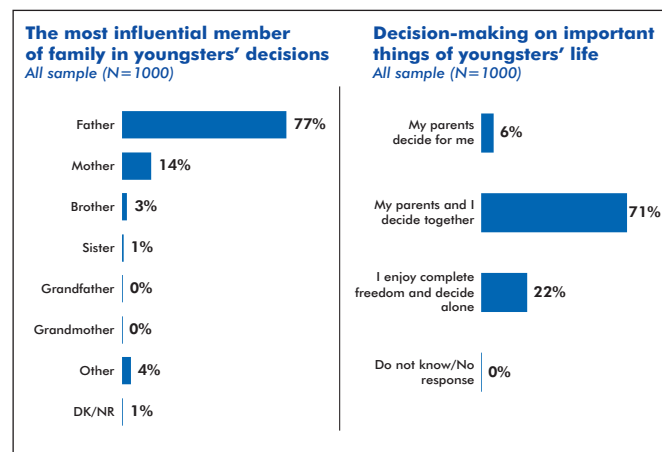


Fig.1.2



Perceptions of the future are shaped by tradition: Kosovo youth envision themselves getting married and building large families at a relatively young age

The great majority of polled youth (89%) envisions themselves as happily married and with a family, down the road. Only 7% see themselves living with a partner, and only 2% would like to be free from family obligations in the future (Fig. 1.3). The proportion of those wishing to have a family in the future is even higher among those between the ages of 23-27 years old, at 92%. Urbanity and gender do not have any impact on the projections of marital status for Kosovo youth.

–“Marriage and creating a family is the main goal for everyone. Even career and wealth are worthless if you haven’t accomplished this main goal first. What’s the point anyhow?” – Jeta, 26, Prizren.

According to the majority of marriage-oriented youth (56%), it is perceived that the main advantage of marriage - as opposed to cohabitation - is to increase spousal responsibilities towards each other (Fig. 1.3). An additional 17% of this group believes that marriage increases spousal responsibilities for child bearing and another 19% thinks marriage is more advantageous than cohabitation in the eyes of Albanian society. There are no differences in the perceptions of the advantages of marriage by gender or urbanity.

–“In my city there are some couples that cohabitate, but rare cases; (Most) are afraid to take this step as it is still considered immoral.” - Edin, 17, Prizren.

On average, Kosovo youth believe both women and men should marry at a relatively young age, the most appropriate ages, in their opinion, being 24 years old for women and 26 for men. Interestingly, young women report to a slightly older appropriate age for marriage than their male counterparts.

Perceptions on the appropriate age for marriage vary also between urban and rural youth. As expected, the urban youth believe that marriage for both men and women should come on average a year later compared with rural youth.

Fig.1.3

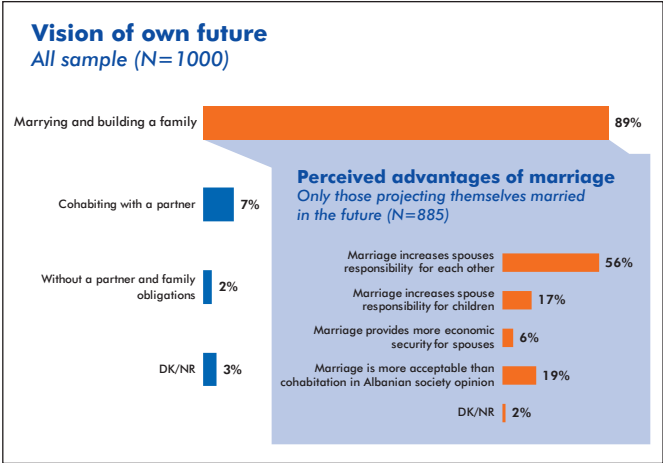
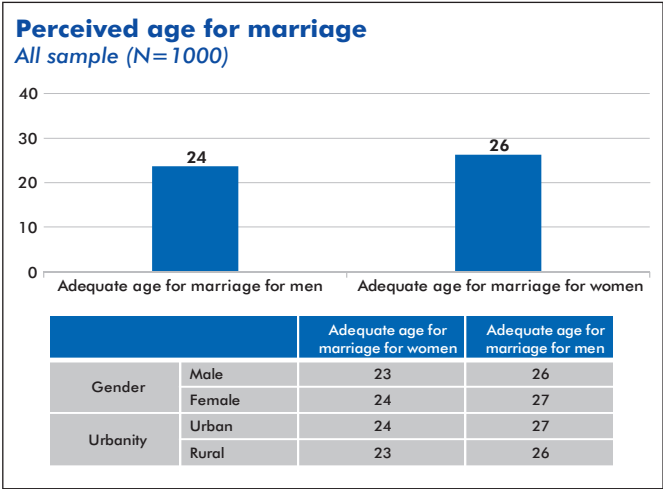


Fig.1.4



Kosovo youth prefer to have relatively large families. When asked how many children they wish to have in the future, 59% stated that they would like to have three children or more (Fig.1.5). An additional 38% stated a desire for two children. There are no statistically significant differences on the number of desired children between urban and rural youth while only slight differences based on gender (young males prefer to have slightly larger families than young females).

Offspring gender preferences for Kosovo youth tend to be slightly more skewed towards males. The average number of desired baby boys is 1.56, which is slightly higher than the average number of desired baby girls, 1.34 (Fig. 1.6). While females do not display particular offspring gender preferences, young males tend to prefer sons.

Based on focus group discussions, it appears that sons are preferred to daughters because sons seem to provide more security in terms of the economic wellbeing of parents in older ages. There is also a feeling of “preserving the identity of the family and saving family roots,” which only males are perceived to be able to do.

“This is male dominated society; just like in the past, people still prefer sons over daughters. Parents keep thinking of boys as security for their wellbeing in the future and ‘saving family roots.’” – Blerim, 24, Prishtina.

“According to tradition, the youngest son is the one obliged to look after the parents; as long as this tradition is alive, the situation will remain the same.” – Ardian, 25, Prishtina.

Fig.1.5

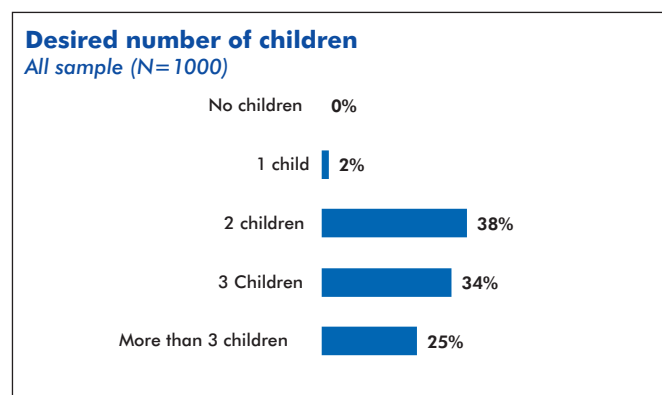


Fig.1.6

		Desired number of children (average)	Desired number of girls (average)	Desired number of boys (average)
	All sample	2.90	1.34	1.56
Gender	Male Youngsters	2.98	1.29	1.69
	Female Youngsters	2.80	1.40	1.40
Urbanity	Urban Youngsters	2.88	1.36	1.52
	Rural Youngsters	2.91	1.32	1.60

Important traits to look for in a future spouse include Personality, Common Interests and Education; but also Religion, Approval of Family and Virginity.

Polled youth were asked to evaluate on a scale of importance, where 1 means 'Very Important' and 5 means 'Not at all Important,' the influence of several factors in their choice of a spouse. For ease of presentation, evaluations were later converted into a 0-100 scale where 0 means 'Not at all Important' and 100 means 'Very Important.'³

With the exception of Region of Origin, all other factors are perceived to be important in choosing a spouse, scoring more than 50 points on the importance scale. However, some are more important than others: Personality (scoring 87), Religion (scoring 84), Common Interest (scoring 83), Family Approval (scoring 83) and Education (scoring 80) represent the most influential factors in the choice of a spouse (Fig.1.7). Virginity follows (scoring 75), and then Wealth (scoring 56).

"Family approval is very important when deciding to get married. My parents, for instance, would never agree if I would marry a man of different nationality or religion." – Vjollca, 18, Prishtina.

I was brought up like this... I cannot change and rethink completely my lifestyle and my beliefs" - Fatmire, 20, Prishtina.

There are differences in the perceived importance of the aforementioned factors between genders (Fig 1.8). While Wealth is perceived to be rather unimportant for young males (scoring below the mid-point of the *Importance Scale*), it is relatively important for young females (scoring 63). As well, females tend to evaluate Religion, Family Approval, Common Interests, Education and Region of Origin relatively higher than males. Instead, young males give more importance to Virginity and Appearance.

Fig.1.7

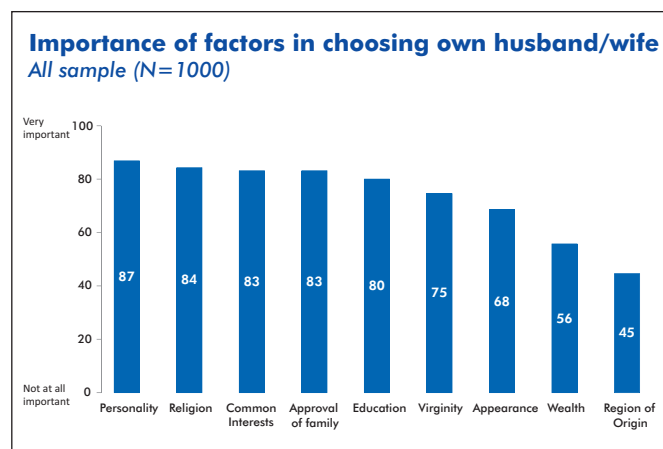
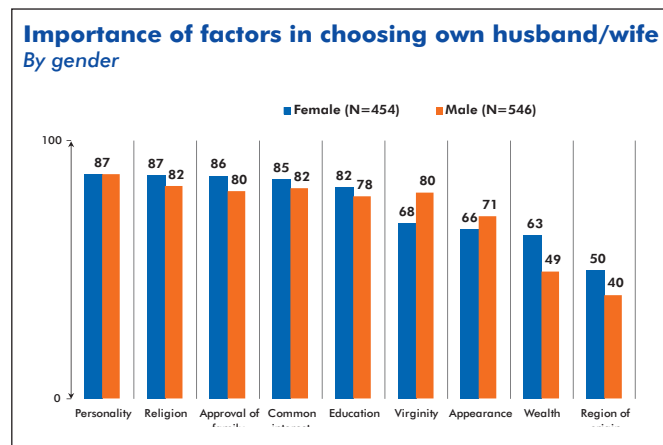


Fig.1.8



³ A score of 50 points in the Importance Scale means that the factor is considered neither important nor unimportant.

A joint gender-urbanity analysis reveals significant differences among four distinct subgroups: Urban Females, Rural Females, Urban Males and Rural Males (Fig 1.9). Differences are relevant in particular with regards to the perceived importance of Appearance, Wealth, Virginity and Region of Origin.

The Appearance of the future spouse is considered significantly more important by Rural Males (scoring 73 as opposed to 67 for Urban Males, 66 for Urban Females and 65 for Rural Females). Wealth is considered important particularly by Rural Females (scoring 65 as opposed to 61 for Urban Females, 50 for Rural Males and 48 for Urban Males). And Virginity is considered an important trait in a partner, especially by Rural Males (81), followed by Urban Males (78), Rural Females (74) and Urban Females (61).

On average, interviewed K-Serb youth value Personality (95 vs. 86), Common Interests (94 vs. 83) and Appearance (86 vs. 68) more than K-Albanians. Interestingly, Religion of the future spouse is even more important to K-Serbs than to K-Albanians (receiving an average of 96 points on the Importance Scale by K-Serbs and 83 by K-Albanians). On the other hand, Family Approval and Virginity are emphasized by K-Albanians to a considerable higher degree compared to K-Serbs (Fig. 1.10).

Fig.1.9

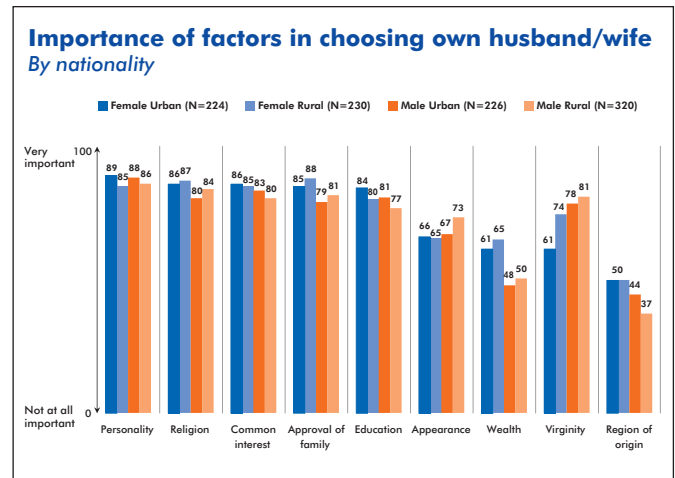
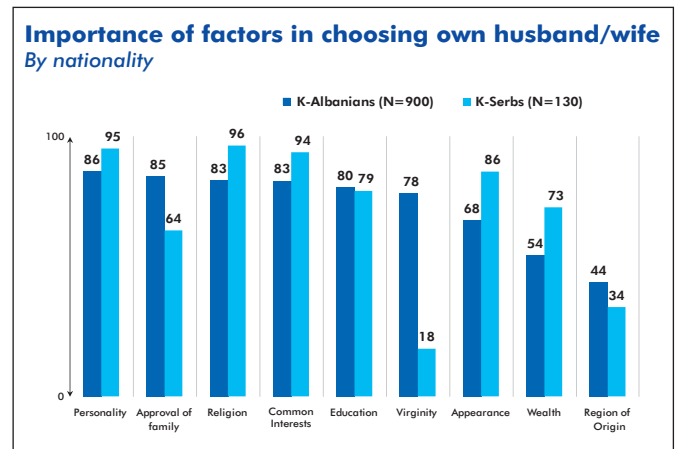


Fig.1.10



Kosovo Youth show trust in their family, and skepticism towards people of a different religious faith, as well as those with different political affiliations.

Polled youth were asked to evaluate on a 1-10 trust scale, where 1 means 'Do not trust at all' and 10 means 'Trust a lot,' their trust in several groups. For ease of presentation, evaluations were later converted into a 0-100 scale where 0 means 'Do not trust at all' and 100 means 'Trust a lot.'⁴

Family and Relatives are the most trusted social institutions for Kosovo youth, having received 98 and 80 points on the *Trust Scale* (Fig. 1.11). Religious Leaders follow with 73 points, scoring even higher than Friends, which have an average evaluation of 67 points. The least trusted social groups are People of a Different Religious Faith (44 points on the *Trust Scale*), and People with Different Political Affiliations (40 points on the *Trust Scale*).

The situation for K-Serb youth is similar: the findings show they exhibit more trust in their Family (99 points on the *Trust Scale*) and less trust in People with a Different Political Affiliation and People of a Different Religious Faith (42 and 40 points on the *Trust Scale*). However, K-Serb youth tend to trust their Neighbors (+ 22 points), Friends (+ 20 points), Religious Leaders (+19 points), Work Colleagues (+ 14 points) and Relatives (+9 points) noticeably more than K-Albanians.

It is interesting to note that K-Serb youth exhibit very high confidence and trust in their Religious Leaders, having received an average of 91 points on the *Trust Scale*, almost on par with the level of trust shown towards their Relatives.

Fig.1.11

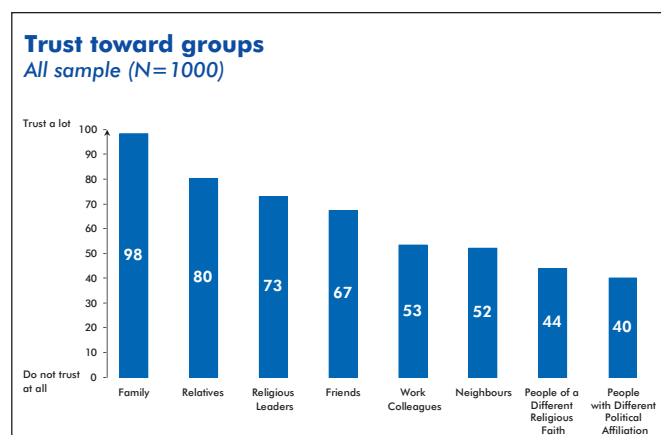
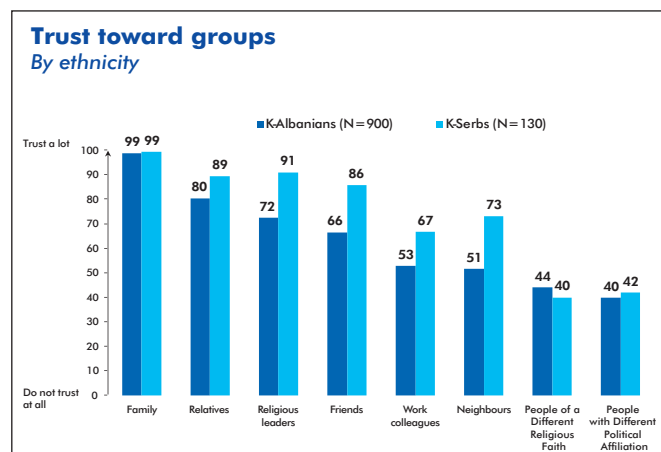


Fig.1.12



⁴ A score of 50 points in this Trust Scale means that the group is neither trusted nor distrusted.

While young Kosovo Albanians and Serbs are unanimously reluctant to accept each other, they display opposite openness towards the United States, Western Europe, the Balkans, Turkey, Bosnia and Roma families. Gay couples almost equally unaccepted by both ethnicities.

In order to measure youth acceptance of various groups, young respondents were asked how they would feel if, in a hypothetical situation, a family belonging to a certain group, ethnicity or background were to move in next door to them. Feelings were measured in a 1-5 Likert scale where 1 means 'I would feel very good,' 2 means 'I would feel good,' 3 means 'I don't care,' 4 means 'I would feel bad,' and 5 means 'I would feel very bad.' For clarity of presentation and ease of comparison, the evaluations were converted into a 0-100 scale where 0 means 'I would feel very bad' and 100 means 'I would feel very good.'⁵

Kosovo youth would feel relatively good if a Group of Students or a Pair of Pensioners were to move next door (scoring 72 and 70 points on the Acceptance Scale – Fig. 1.14). The same positive feeling applies also to a Family from the United States, a Family from Western Europe, and - to a certain degree - also to a Family from the Balkans (respectively scoring 69, 67 and 64 points on the Acceptance Scale). Unfortunately, youth in general would “feel bad” if a Serb/Albanian family or a Gay Couple were to move close to their house. Both these groups scored 31 and 29 points respectively on the Acceptance Scale. Urban youth are slightly more inclined to accept the probed groups compared to rural youth.

Fig.1.13

Acceptance of groups All sample (N=1000)

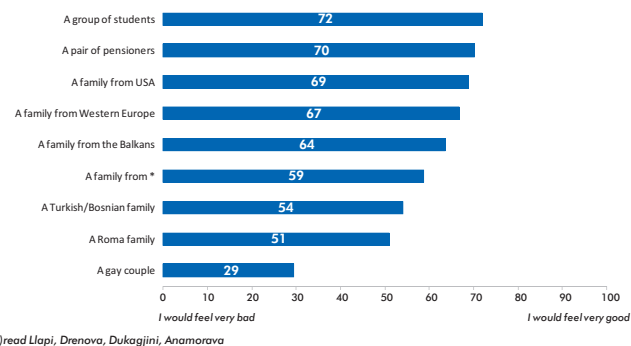
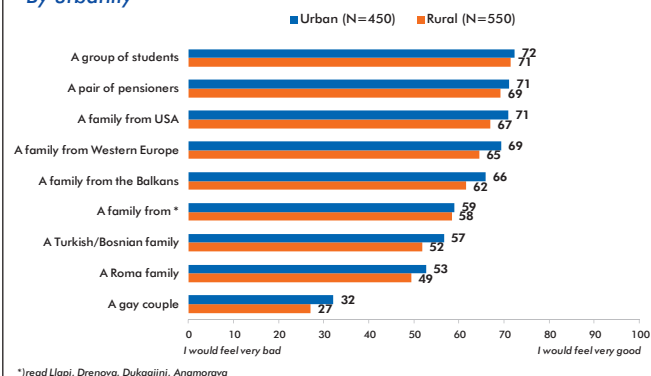


Fig.1.14

Acceptance of groups By urbanity



⁵ The midpoint of the 0-100 scale is equivalent to step 3 of the 1-5 Likert sale, 'I don't care.'

Acceptance of certain groups is significantly influenced by ethnicity (Fig. 1.15). While K-Albanians would willingly accept a neighboring family from the United States (70 points on the Acceptance Scale), young K-Serbs would feel rather distressed in such circumstances (34 points on the Acceptance Scale). Opposing opinions about American families/people seem to be rooted in different interpretations of historical and current events.

“Americans are biased, they support Albanians, and we have suffered a lot thanks to them.” – Stefan, 23, Mitrovica.

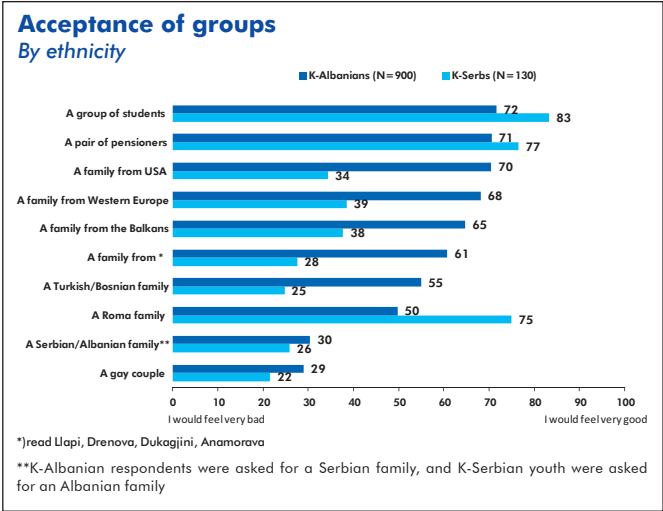
A similar acceptance pattern can be noticed in a family from Western Europe, a family from the Balkans, and a Turkish/Bosnian family (Fig. 1.15). K-Albanians would feel rather good if such a family would settle in their neighborhood. Accordingly, K-Serbs youth would feel the opposite.

On the other hand, the relocation of a Roma family close to one’s house would be met with rather positive feelings by young K-Serbs (75 points on the Acceptance Scale), and indifference by young K-Albanians (50 points on the Acceptance Scale). Based on focus group discussions, it seems that prejudices of young K-Albanians against the Roma community have developed as a result of an inherited negative opinion of the word Roma (gypsy) rather than direct interaction with this community.

- “I would not want them as neighbors. They could be very nice people or good to hang with, but ...Since we were very young, everything bad was compared to this community...” – Erza, 17, Prishtina.

Young K-Albanians as well as K-Serbs would be disquieted if a Gay Couple were to live nearby. Respective scores in the Gay Couple scenario are 29 and 22 points on the Acceptance Scale. Both K-Albanians and K-Serbs would “feel bad” if a family from the other nationality – Albanian in case of a K-Serb respondent and vice versa – were to live near their home. Unfortunately, youth acceptance of each other’s nationality is low.

Fig.1.15



Altruism, Tolerance and Correctness are regarded as the most important values for Kosovo youth. The value map is different for K-Serbs who appreciate Personal Dignity, Social Prestige and Enrichment the most.

Polled youth were given a pool of eight social values, and they had to pick the three that they appreciated the most.

Personal Dignity and Altruism are two most frequently mentioned as the utmost important values (Fig. 1.16). Polled youth mentioned them as the first most important 29% and 28% of the time, respectively. Tolerance ranks third in frequency, mentioned by only 12% of respondents, 2.4 times less than personal dignity.

Competitive Spirit and Innovative Spirit are the least mentioned as the first most important among the eight most important values represented, with 3% and 1% of the responses respectively (Fig. 1.16).

In aggregate terms, Kosovo youth appreciate the values of Altruism, Tolerance and Correctness the most. Young respondents mention these as either the first, second or third most important values, by 58%, 52% and 43% respectively (Fig. 1.16).

The 'value map' is different for K-Serbs (Fig. 1.17). Their three most important values are: Personal Dignity (56%), Social Prestige (16%) and Enrichment (10%). K-Albanians, on the other hand, regard Altruism (30%), Personal Dignity (26%) and Tolerance (13%) as the most important.

Fig.1.16

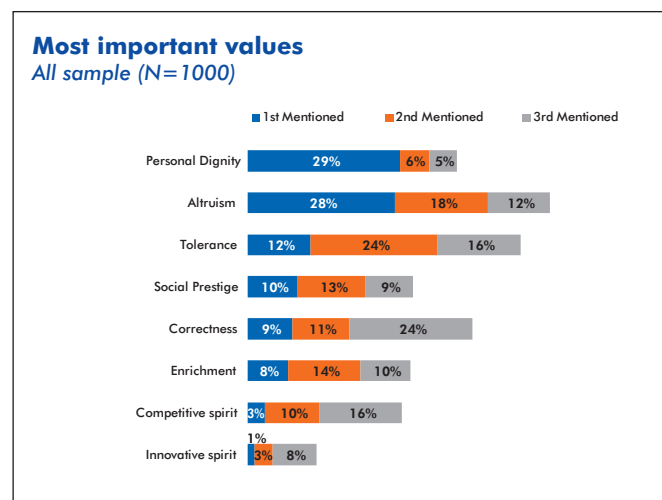
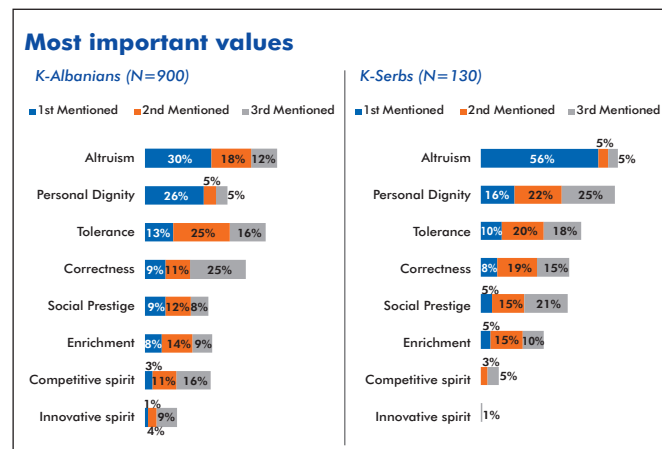


Fig.1.17



Kosovo youth are relatively passive in their engagement with voluntary work. Activities linked to the cleaning and maintenance of youth locations are the most important ‘attractors’ of volunteers.

Engagement in voluntary work is rather low. Only one in five interviewed youth (21%) has been part of some voluntary work project in the past 12 months (Fig. 1.18). Voluntary engagement is independent of gender or urbanity.

Based on focus group discussions, low engagement in voluntary work seems to be related to the lack of organized initiatives rather than a negative perception or resistance against voluntarism per se. Each of the youth participating in focus group discussions confirmed a willingness to volunteer for a good cause.

‘Willingness to feel active’ represents the most important reason to engage in voluntary work, mentioned by 55% of active youth (N=212). ‘Dedication towards others’ follows, with 16% of the responses from this group.

Kosovo youth tend to be more active in voluntarism related to the cleaning and maintenance of the neighborhood in which they reside. Of the total number of youth engaged in voluntary work (N=212), 57% were engaged in Cleaning Public Areas, 20% in the Repairing of Green Spaces, and 18% in the Construction of Public Facilities⁶ (Fig. 1.19).

Fig.1.18

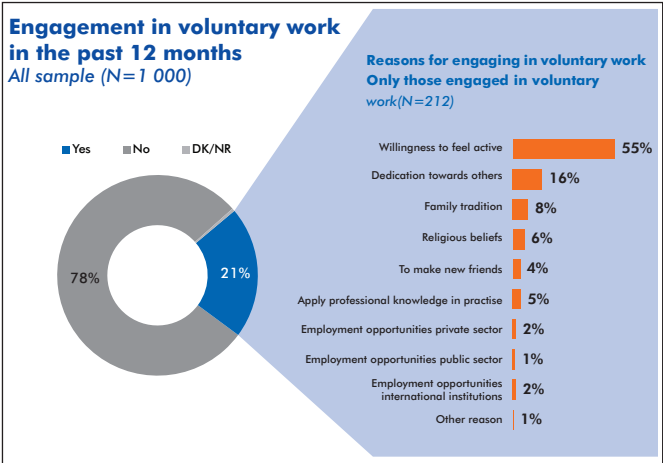
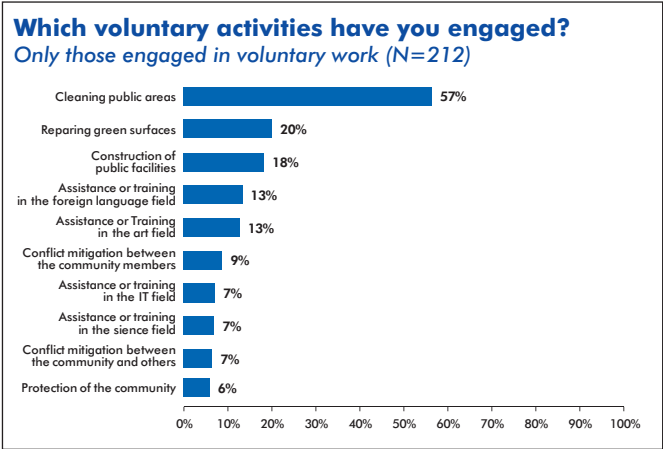


Fig.1.19



⁶ Since one youth could have volunteered in more than one activity, the sum of percentages presented may exceed 100%. Please note that the groups presented may be overlapping, meaning that a respondent who has cleaned public areas may have also helped in public facilities construction.

Respondents show high self-reported religious affiliations with moderate religious practice

All survey respondents were asked: "Personally, which religion do you belong to, if any?" Those who self-declared to belong to a religion were further questioned on the intensity of their practice, using a scale from 1 to 7 where 1 means 'I practice it very rarely,' and 7 means 'I practice it very regularly'.

Almost all respondents (99%) declared to belong to a religion (Fig. 1.20). The great majority of interviewed youth (90%) are affiliated with the Muslim religion, while 4% adhere to Christian Orthodox faith, 3% to Christian Catholic faith, 1% to Bektashism, 1% to another religion, and the remaining 1% said they lacked awareness, were atheists or do not to practice any religion.

Even though almost all youth identify with a religion, only 27% practice on a regular basis⁷ (Fig. 1.20), providing an evaluation of 6 or 7 on the Frequency Scale. Another 53% of religious youth practice occasionally, giving an evaluation of 3, 4 or 5. The remaining 20% of youth belonging to a religion practice it rarely or only on some occasions.

Overall, religious practice is higher among males than females and rural youth as opposed to urban youth (Fig. 1.21). Among the four distinguished subgroups, rural males practice religion on the most frequent basis (30%), followed by urban males (28%), rural females (23%) and urban females (22%). Comparatively, young urban females tend to practice religion the least among the four subgroups.

Fig.1.20

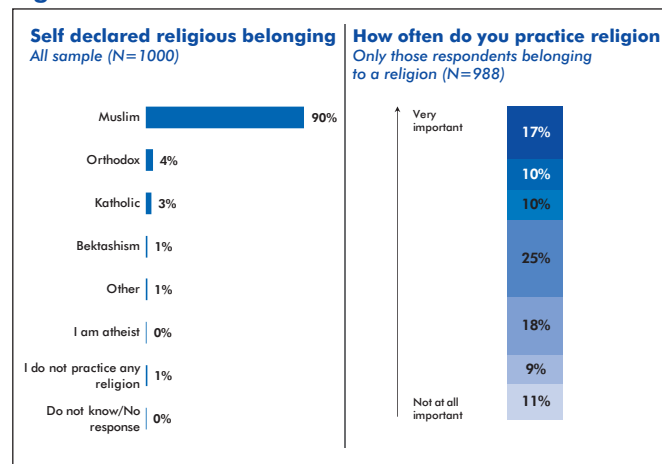
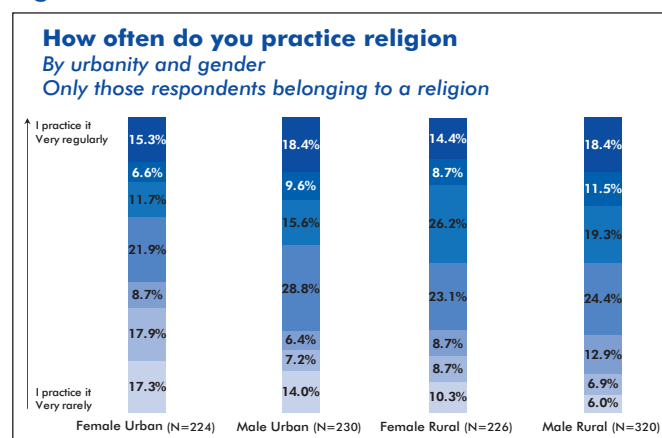


Fig.1.21

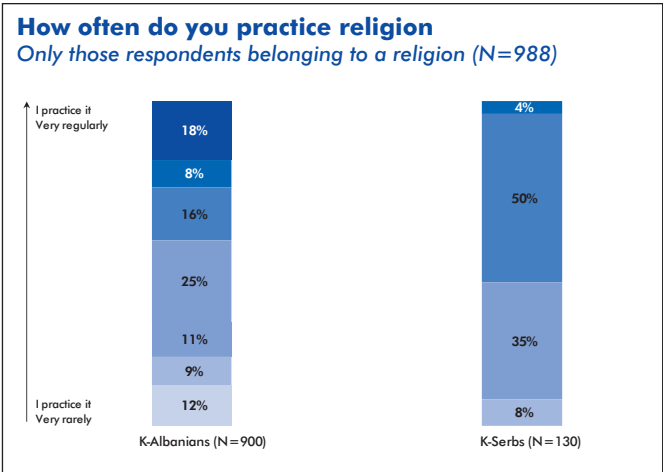


⁷ As explored during focus group discussions, practicing religion means to regularly attend mosques/churches, pray, fast during Ramadan and talk to others about religion.

Identification with traditional Islam and Orthodox practices remain prevalent for K-Albanians and K-Serbs (Fig. 1.22), with 95% of the K-Albanian youth declaring to belong to Muslim religion, and 91% of interviewed K-Serbs belonging to the Christian Orthodox religion.

On average, K-Albanians practice religion more frequently than K-Serbs: while 26% of young K-Albanians practice religion on a regular basis, only 4% interviewed young K-Serbs do the same. Of a total of ten young K-Albanians, two would practice religion on a regular basis, six would practice it occasionally, and the remaining two only rarely. Conversely, nine out of ten K-Serbian youth would practice religion only occasionally.

Fig.1.22



Kosovo youth live highly sociable lives.

Almost 87% of Kosovo youth belongs to a social cohort or group of friends where they know each other well and go out often together (Fig. 1.24). Satisfaction with their social cohort is high: 87% of youth belonging to a social cohort are either very satisfied or satisfied with it (Fig. 1.23).

In a country where both the proportion of young people and unemployment rates are high, finding others with whom to socialize is relatively easy. According to focus group discussions, belonging to a social cohort is also part of the country's culture.

Rural youth tend to have slightly more socialized lives than urban youth (Fig. 1.24). More than 90% of rural youth, both male and female, are members of a cohort. These proportions are higher compared to those of urban youth where 86% of young women and 75% of young men identify with and belong to a close group of friends.

Fig.1.23

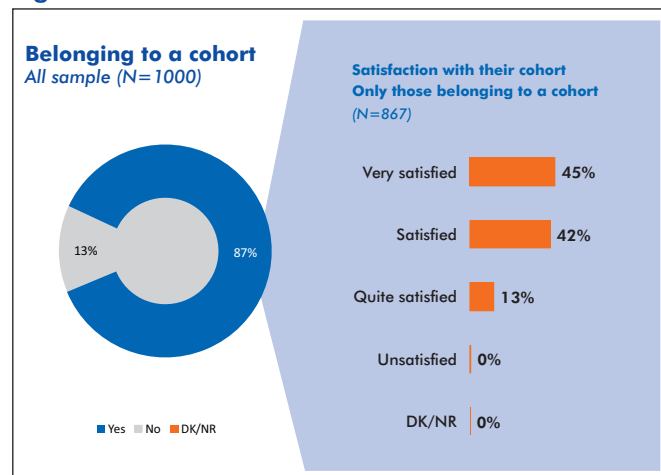
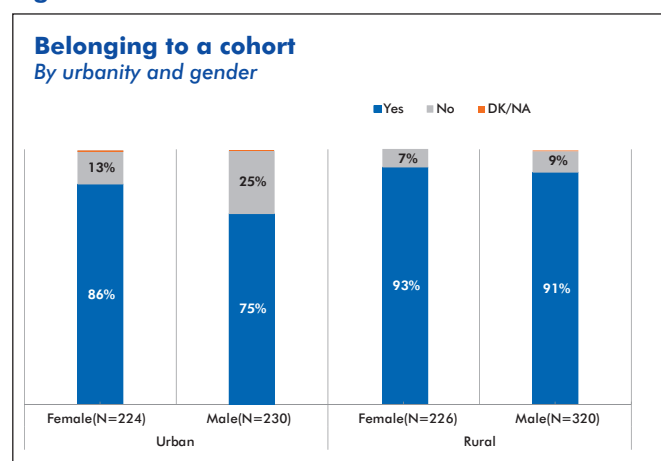


Fig.1.24



The great majority of young Kosovo Albanians feel safe in their area of residence. The situation is completely different for K-Serbs.

Overall, Kosovo youth feel very safe. Asked to evaluate how safe they feel from potential assaults or robberies in their area of residence, 88% of Kosovo youth say they feel ‘very safe’ and ‘rather safe’ (Fig. 1.25).

There are no major differences regarding safety perceptions by gender. Rural youth tend to feel slightly safer compared to their urban counterparts (Fig. 1.25).

The situation is completely different for young K-Serbs, with a troubling 60% of them declaring to feel unsafe. Comparatively, only 38% of K-Serbs report to feeling safe (with 1.5% declaring to feel ‘very safe’ and 36% feeling ‘rather safe’) as opposed to as many as 90% of K-Albanians (Fig. 1.26).

–“There is no safety as long as there is no freedom of movement....There is a fear for (one’s) own safety and (the) safety of (one’s) own children... every day.... every time something can happen.” – Andrija, 23, Mitrovica.

Fig.1.25

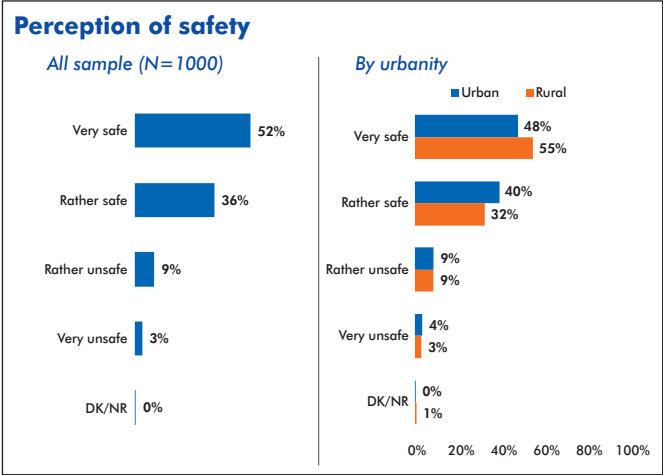
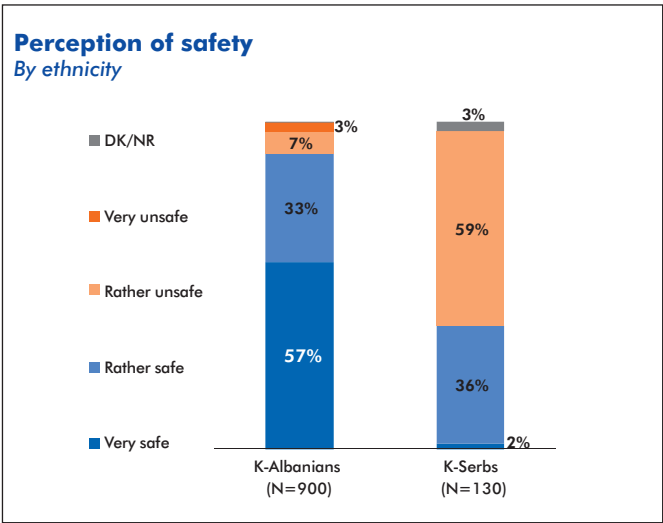


Fig.1.26



Overall, results suggest low crime victimization among youth. Only 4% of youth have been victims of a physical aggression or any other form of crime.

Only 4% of survey respondents have been victims of a physical assault or any other criminal act in past 12 months (Fig. 1.27).

Of the 35 victims of crime, 13 have been robbed without experiencing a physical assault, 9 have been physically assaulted, 11 have had their private property damaged and the remaining 2 have been a victim of some other attack.

When analyzed on the basis of gender (Fig. 1.27), a slightly higher number of males have been victims of physical aggression or any other form of criminal activity during the last year (5% of young males vs. 2% of young females).

If ethnicity is considered, 13% of interviewed K-Serbs declare to have been victims of aggression or other forms of criminal acts. The proportion of young K-Albanians is only 3% (Fig. 1.28).

Fig.1.27

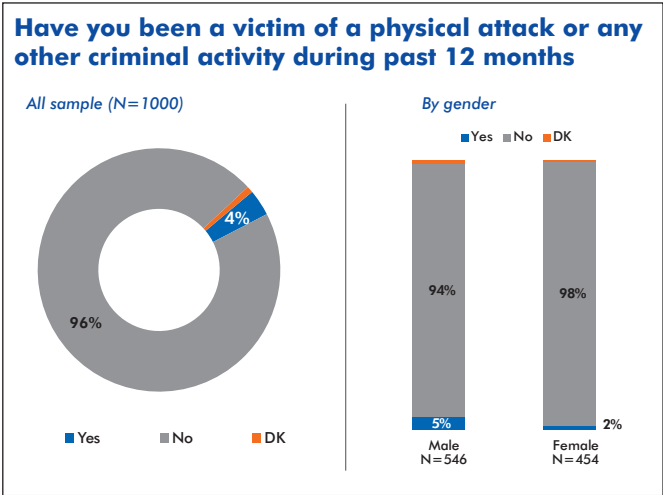
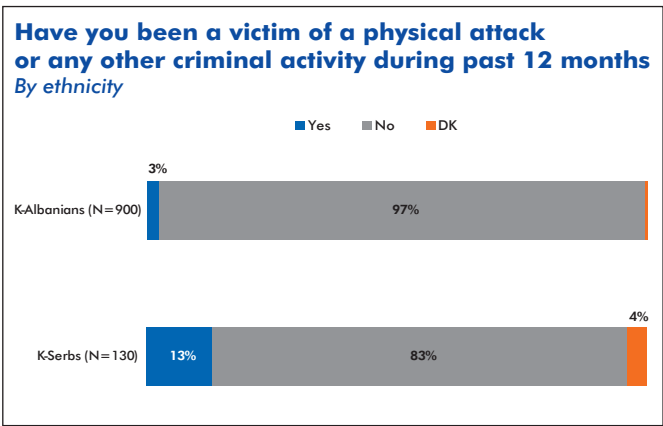


Fig.1.28



A high level of discrimination perception (of any kind) is present among Kosovo youth. The situation is even worse for K-Serbs youth.

Youth were asked if they have ever felt discriminated against because of (i) gender (ii) level of wealth (iii) religion (iv) ethnicity (v) level of education (vi) political views (vii) regional origins (viii) and/or dwelling origin (village/city).

About 37% of Kosovo youth has felt discrimination at least occasionally for one of the eight reasons probed (Fig.1.29). The proportion of youth feeling discriminated either very frequently or frequently is 14%.

About 13% of the youth reports to experience discrimination at least occasionally because of their Gender. Fifteen percent have felt discriminated with the same frequency because of Wealth and 12% because of Ethnicity. Please note that a respondent could have felt discriminated because of more than one reason.

There are no gender-based differences in discrimination perceptions, meaning that females have felt no more discriminated against than males (Fig. 1.30).

While 33% of K-Albanians admitted to having felt discrimination at least occasionally, a staggering 78% of young K-Serbs share the same feeling (Fig. 1.30). Almost 46% of them sense discrimination either very frequently or frequently. This proportion is approximately four times higher than that of young K-Albanians (10%).

K-Serbs feel discriminated against for two major reasons: Ethnicity and Religion. Of all the young K-Serbs reporting occasional discrimination, 75% believe it is due to their Ethnicity, and 74% cite their Religion.

Fig.1.29

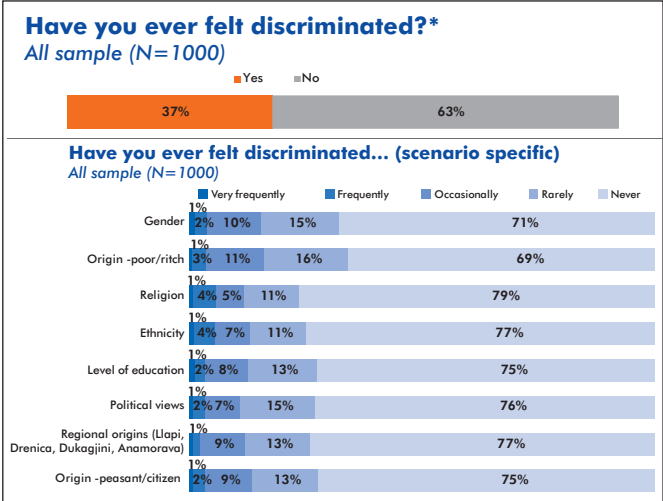
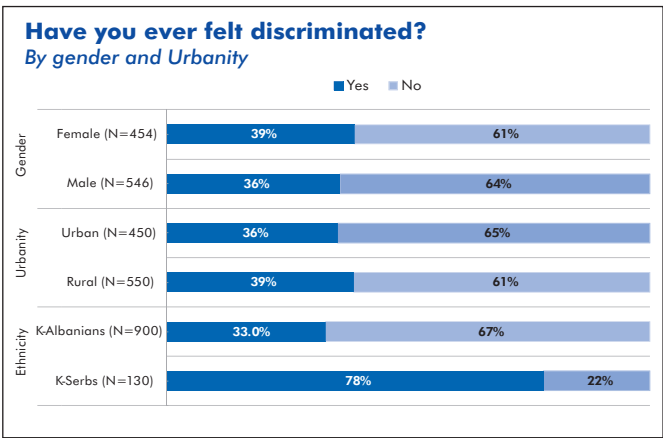


Fig.1.30



A significant proportion of Kosovo youth wants to relocate within Kosovo. Motives for relocation include opportunities for improving living standards, more cultural variation and chances for a better education.

Almost one in three youth (29% - Fig. 1.31) is willing to move somewhere else within Kosovo. The desire to improve living standards is cited as the foremost reason why youth wish to immigrate (40% of those willing to immigrate), followed by the aspiration to live in a more cosmopolitan place (22% of this group) and better educational opportunities (18% of this group).

More rural youth are willing to relocate within Kosovo compared to their urban peers (35% vs. 22% - Fig. 1.32).

Both urban and rural youth cite the wish to improve living standards as the main impetus for immigration. However, gaining a better education is a more compelling reason for rural youth. Twenty six percent of rural youth desiring to relocate wants so because of better educational opportunities as opposed to 10% of willing-to-relocate urban youth because of the same reason. On the other hand, urban youth more frequently mention being closer to relatives, avoiding conflicts in current village/town, and better opportunities to start a business as reasons for relocation.

Young K-Serbs are even more willing to relocate inside Kosovo compared to young K-Albanians (50% vs. 29% - Fig. 1.32).

Improving economic standards of living is a more frequently cited reason for K-Serb youth than for K-Albanians (57% vs. 37% of those who would like to immigrate). On the other hand, gaining a better education (21%) and more cultural variation (22%) are mentioned more by willing-to-relocate K-Albanians than by their K-Serbs counterparts (11% and 17% respectively).

Fig.1.31

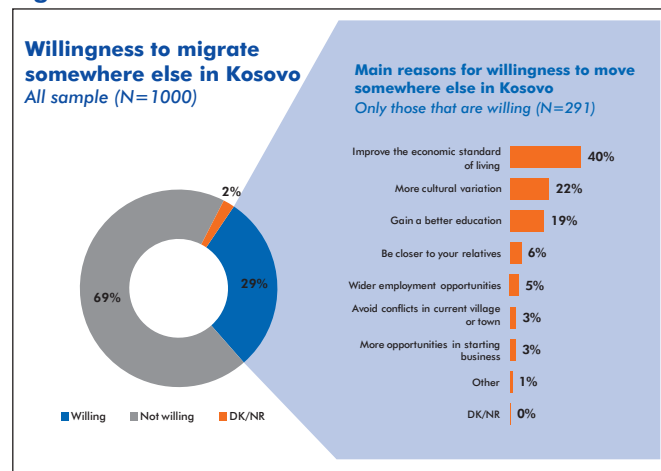
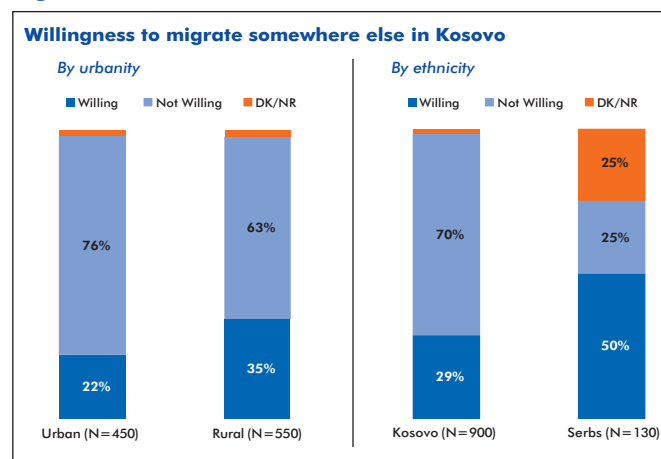


Fig.1.32



A troubling 55% of Kosovo youth expresses some willingness to leave the country. Switzerland is the most desirable destination, followed by the United States, Germany and the United Kingdom.

A considerable number of Kosovo youth state that they are willing to emigrate from Kosovo. One in three youths (34%) wants to emigrate from the country to ‘a great extent.’ An additional 21% is ‘somewhat willing’ to emigrate, bringing the total of youth at least ‘somewhat willing’ to leave the country to 55%.

Of the youth wanting at least ‘somewhat’ to move from Kosovo (N=548), 50% think they will improve their living standards by doing so. An additional 20% of this group hopes it will gain a better education, and 14% think they will find broader employment opportunities (Fig. 1.33).

Switzerland is the first choice destination among those willing to emigrate from Kosovo (33%). This is linked with the history of emigration from the country, as a considerable number of Kosovars have families who have relocated to Switzerland during the past decades. The United States (18%), Germany (16%) and the United Kingdom (14%) follow as preferred destinations for immigration by Kosovo youth.

Compared with young females, young males are slightly more willing to emigrate. Fifty-seven percent of male youths want, at least somewhat, to emigrate from Kosovo as compared to 52% of young females respondents (Fig. 1.34).

Fig.1.33

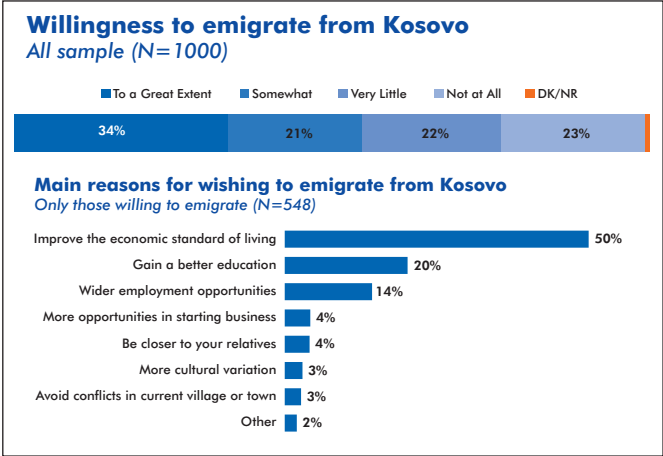
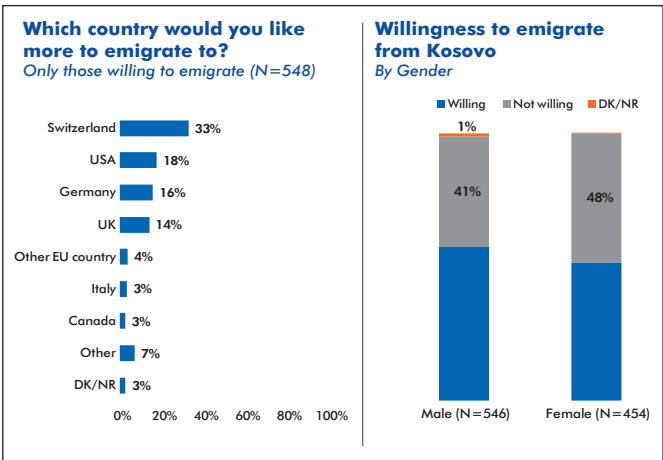


Fig.1.34



K-Serbs want to emigrate from Kosovo at similar levels as K-Albanians (58% vs. 54% - Fig. 1.35). What should be noted is that a considerable proportion of interviewed young K-Serbs (18%) did not know or refused to answer the emigration questions.

A total of 87% K-Serbs wishing to emigrate cited 'improving standards of living' and 'wider employment opportunities' as the primary reasons for wanting to leave Kosovo, a total significantly higher than the percentage of their K-Albanian counterparts (63%). To 'gain a better education' is a more frequently cited reason among young willing-to-emigrate K-Albanians than among willing-to-emigrate K-Serbs (Fig. 1.36).

Fig.1.35

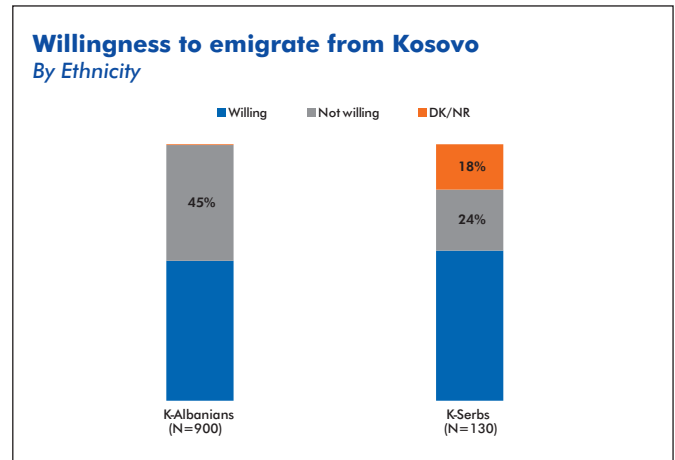
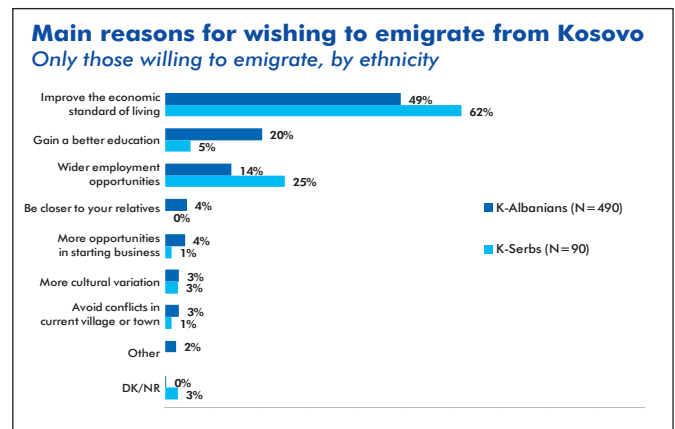


Fig.1.36



Despite problems, Kosovo youth are largely optimistic about their future.

The great majority of Kosovo youth (87%) is optimistic about their medium-term future (Fig. 1.37). Only 10% think that their situation will not change. Less the 1% of interviewed youth envisions a gloomy future ahead of them.

Urban youth are slightly more optimistic about their medium-term future than rural youth (Fig. 1.37). As many as 90% of urban youth expect improvements in the next 10 years compared to 84% of rural youth.

Although optimistic overall, K-Serb youth display lower levels of optimism compared to K-Albanians. While 89% of interviewed K-Albanians look positively to the next 10 years, only 73% of K-Serbs share the same expectations (Fig. 1.38). An additional 8% of K-Serbs perceive no change, and 17% cannot tell which direction their individual situation will go, for better or worse.

Fig.1.37

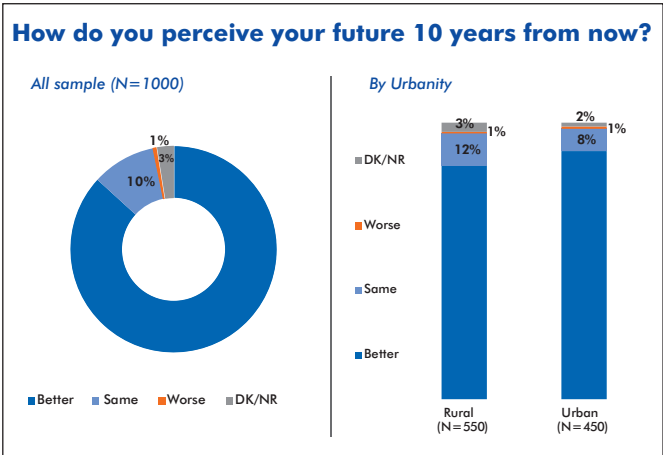
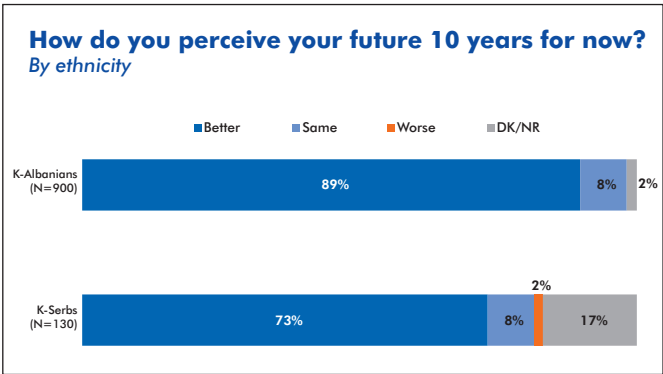


Fig.1.38



Education and Employment

School attendance rates are relatively high for Kosovo youth.

Two-thirds of the youth said they were attending high school, university or Master's/PhD programs at the time of the interview.

School attendance varies by age group: 87% of the respondents between 16 and 18 years old, 69% of the respondents between 19 and 22 years old, and 40% of those between 23 and 27 years are currently enrolled in an educational program (Fig. 2.1).

The data shows that adult urban youth (19-27 years old) usually attend school in greater numbers when compared to their rural counterparts (Fig. 2.2). Seventy-seven percent (77%) of urban youth between 19 and 22 years old state they are currently enrolled in and attending school, compared with 62% of rural youth of the same age group. One in two (50%) urban youth, falling in the 23 to 27 year age group, pursues a university or a Master's/PhD degree compared with only one in three (32%) rural youth in the same age group.

Fig.2.1

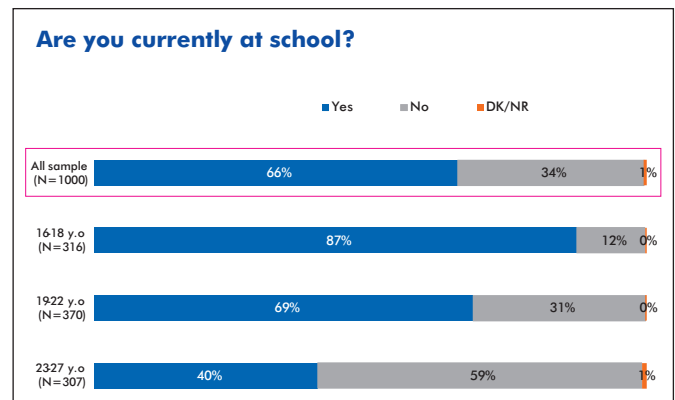
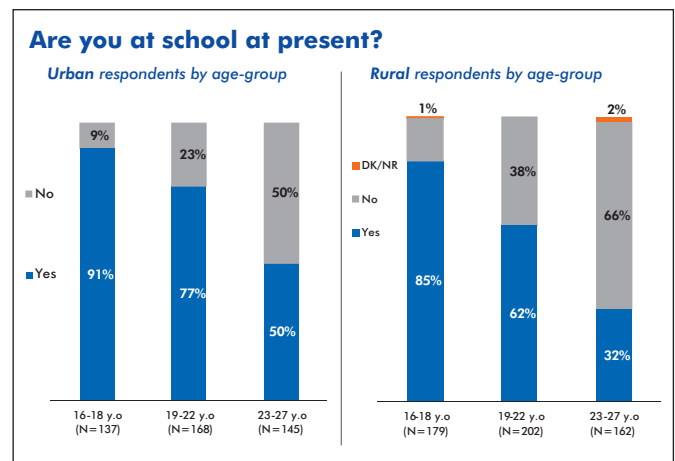


Fig.2.2



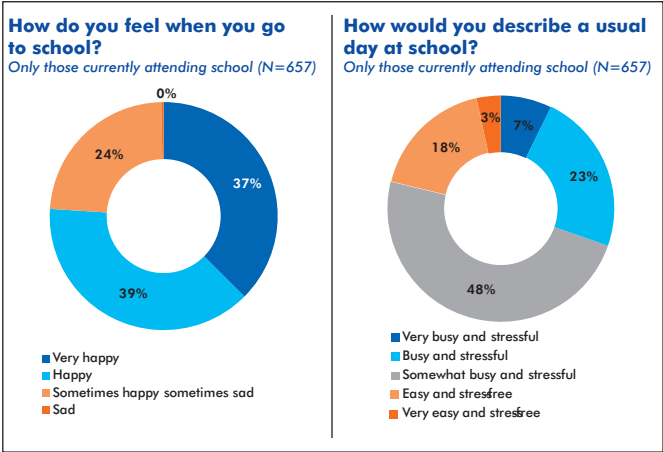
Even though a day at school is usually ‘busy and stressful,’ Kosovo youth are generally happy to attend.

When those enrolled in an educational program were asked about their feelings towards school, 76% declared to feel either “happy” or “very happy” about it (Fig. 2.3). Moreover, it is interesting that only an extremely low portion of the youth feel “sad” about school attendance. At most, 24% of this category feels both, sometimes sad and sometimes happy, when at school.

Interestingly there is no statistical difference on the overall attitude towards school with regards to those students of different urbanities (urban vs. rural), different genders (male vs. female), or different ethnicities (K-Albanians vs. K-Serbs).

The overall attitude towards school is positive, despite the fact that 30% of the respondents attending school perceive a usual day as “busy and stressful,”⁸ 48% as “somewhat busy and stressful,” and only the remaining 21% describe it as “easy and stress-free.”⁹

Fig.2.3



⁸ Those that perceive a school day as either: “very busy and stressful” or “busy and stressful.”
⁹ Those that perceive a school day as either: “very easy and stress-free” or “easy and stress-free.”

Perceptions about in-school bribery are common.

Those youth currently attending school have the perception that it is common for a student to 'pay' in order to receive a good grade or pass an exam. About 35% of the respondents believe that grades and/or exams are "often bought" by students in their schools and universities with another 33% holding the belief that grades and/or exams are "sometimes bought." Only 10% of the respondents perceive that their school is not affected by bribes. The remaining 12% did not express an opinion about this issue (Fig. 2.4).

The perception that grades and/or exams can be bought by students is constant among all subgroups and does not depend on the educational institution attended (high school, university or Master's/PhD), gender (males and females), urbanity (urban and rural), or age group (16-18 years old, 19-22 years old and 23-27 years old).

Most of the participants in the focus group discussions also declared that the buying of grades/exams is a common phenomenon in Kosovar schools.

"Everyone knows that buying grades is a common phenomenon" - Azize, 23, Prishtine.

Most school-attending youth in Kosovo spend up to three hours per day studying. Forty-five percent (45%) spend an average of two hours, whereas 30% study from two to three hours per day. Twenty-four percent (24%) of this group report to spending more than three hours studying each day. On average, young females tend to spend longer hours in study when compared to young males (Fig. 2.5).

Fig.2.4

Do you think that grades/exams are bought in your school/university?

Only those currently attending school (N=657)

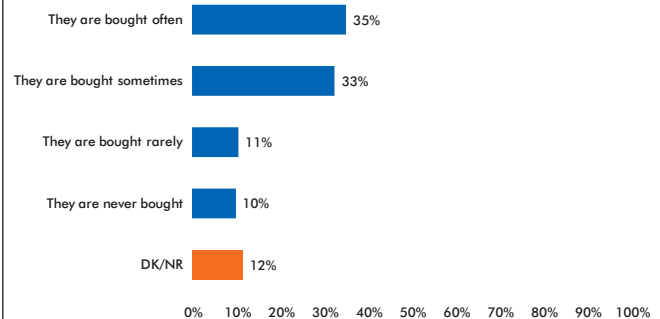
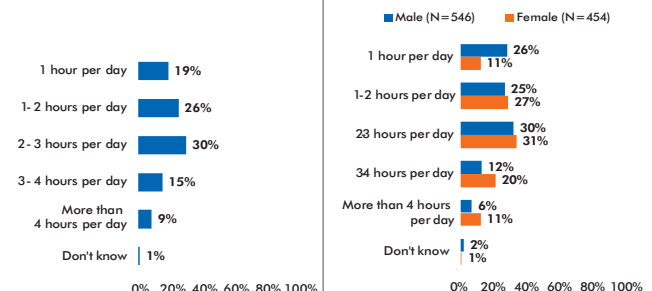


Fig.2.5

On average how many hours do you study a day?

Only those currently attending school (N=657)

Only those currently attending school (N=657)
By Gender



Respondents attending school report a high investment in private tutorial classes, regardless of education level.

Almost half of the interviewed youth currently at school (47%) admit to having received a private tutorial of some kind during the last academic year. The majority of these private courses were in foreign languages and exact sciences. Of school attending respondents, 32% took a foreign language tutorial outside of school, while 14% report to having received tutorial in the exact sciences (Fig. 2.6).

Statistically there is no significant difference between the proportions of male and female youth that have attended private tutorials. However, this is not the case when considering urbanity. About 54% of urban youth attending school have participated in private tutorials compared to 40% of their rural counterparts. Interestingly, there is no difference in the propensity to attend private tutorials among the three institutions attended (high school or university studies).

The respondents that have followed a tutorial (N=308) cite the following as their primary reasons for attending a one: gaining additional knowledge not provided by the curricula (40% of this group), the need for further explanations besides those provided in class (35% of this group), and wanting to cultivate a talent in specific fields (11% of this group - Fig. 2.7).

The ease of passing an exam or receiving a better grade if the private tutor is also one's schoolteacher was mentioned in focus group discussions as an additional motive for private tutorial.

-“If you go to a course in high school, that tutor will definitely give you a higher grade.” - Liridon, 23, Prishtine.

Fig.2.6

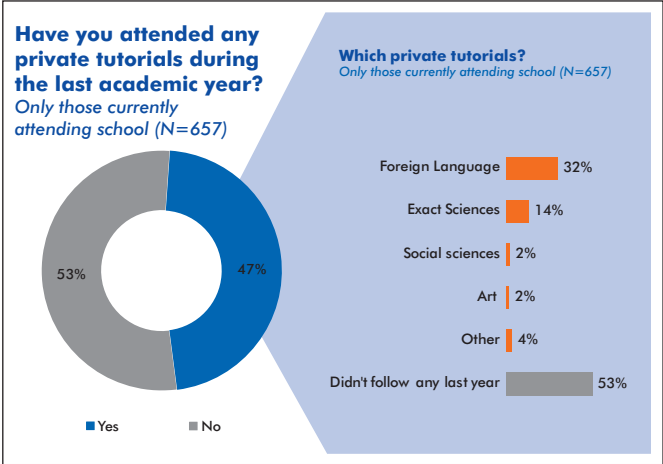
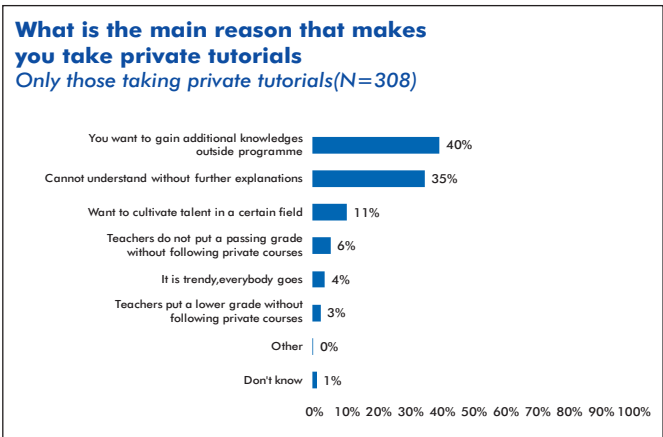


Fig.2.7



The vast majority of young Kosovars aspire to attain higher education. For those who neither attend nor plan to attend, the main reason is financial constraints.

Out of all the youth interviewed, it results that three out of four have either pursued, are pursuing, or intend to pursue a university education (Fig. 2.8).

This portion is even higher among high school students, with 92% intending to pursue an undergraduate program after completing high school (Fig. 2.8).

There are no statistically significant differences in the higher education aspirations between young females and males.

However, this situation differs when considering urbanity. While 82% of young urban respondents aspire to pursue higher education, only 69% of their rural counterparts share the same aspiration (Fig. 2.9).

Young K-Albanians and young K-Serbs differ significantly in their intent to pursue higher education. Seventy-seven percent (77%) of interviewed K-Albanians have either attended university or want to attend one, whereas only 32% of young K-Serbs have pursued, are pursuing, or would like to pursue higher education.

Fig.2.8

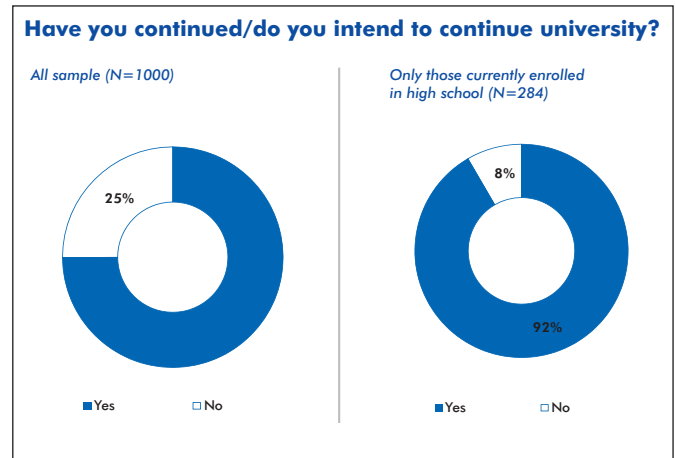
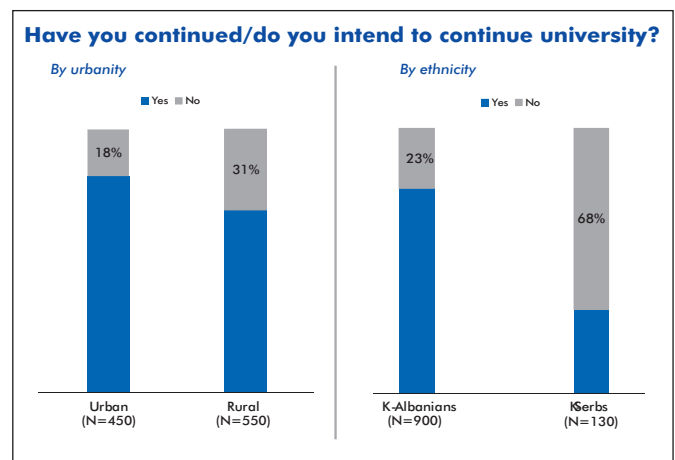


Fig.2.9



When asked the reason for choosing to pursue higher education studies, most respondents mentioned ‘expanding (their) intellectual capacity’ (59%) and ‘having more job opportunities’ (54%) as the main factors. Almost one in four youth choosing to pursue higher education report that one reason for them to do so is ‘to fulfill the will of their parents’ (Fig. 2.10).

The above reasons were commonly mentioned during the focus group discussions. Additionally, group participants cited the fact that most of their friends attend university (attending university is considered popular) as well as the chance to meet someone and form a relationship as reasons for pursuing continued education.

- “Yes, it’s IN to finish college and get a higher education... Most of the people came to the conclusion that achieving a better education is necessary even if chances to get employed are small...” - Ramadan, 27, Prishtina.

The same group of respondents was also asked about the reasons for selecting a specific course of study over another. Eighty-three percent (83%) of this group say they have studied or wish to study in a discipline that they desire, whereas only 13% were or will be driven by the prospects of future employment during this selection. As little as 3% of these respondents report to have chosen or having been willing to choose a profile that guarantees them more chances of being accepted in a university (Fig. 2.11).

-“I have friends that are very good in the arts, but they study medicine instead because they see no future in arts or music...” - Agim, 18, Prizren.

Fig.2.10

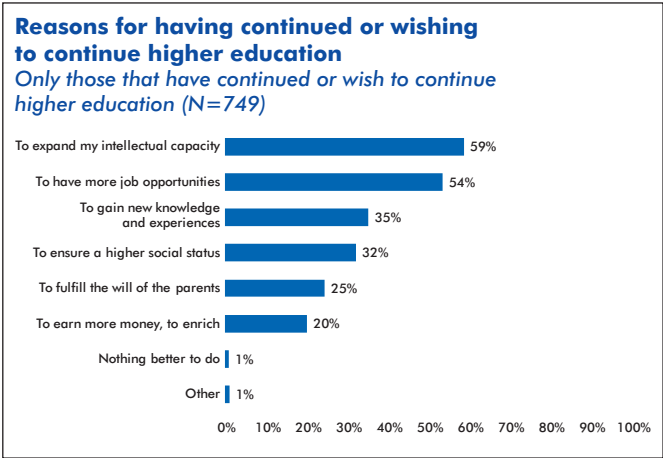
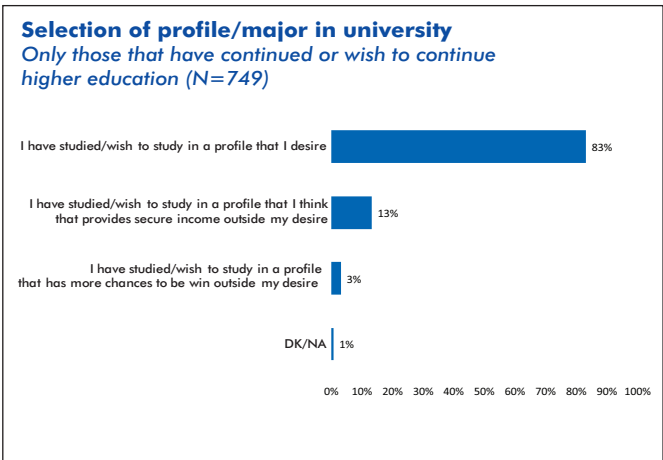


Fig.2.11



Most youths who have not continued or will not continue higher education (52%) cite their limited financial prospects as the primary reason for not doing so. Only 26% of this group says that they do not like to study (Fig. 2.12).

The proportion of rural youth who did not continue or are not willing to continue higher education because of financial constraints is slightly higher than that of young urban respondents falling into the same category.

The situation is somewhat similar when considering ethnicity, where financial constraints for K-Serbs are a slightly more significant reason for not following university than for K-Albanians. However, even in this case, there are no differences in the ranking of the reasons (Fig. 2.13).

Fig.2.12

Reasons for NOT having continued or NOT wishing to continue higher education

Only those that have NOT continued or DON'T wish to continue higher education (N=251)

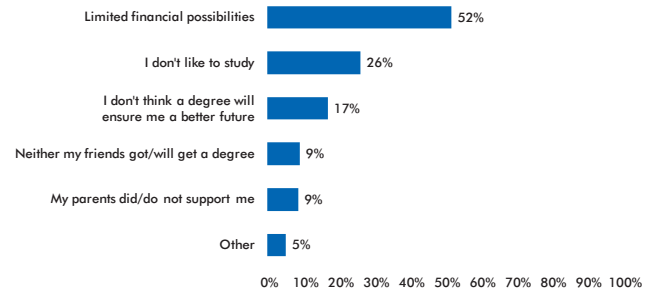
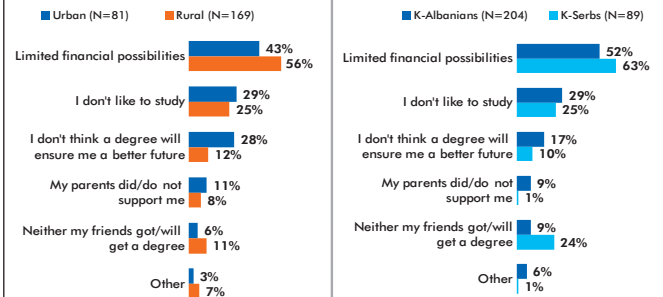


Fig.2.13

Reasons for NOT having continued or NOT wishing to continue higher education

Only those that have NOT continued or DON'T wish to continue higher education



Kosovo youth show relatively low levels of satisfaction with the quality of education.

Kosovo youth show a relatively low level of satisfaction with the quality of education provided in their country. Only 24% report to being ‘very satisfied’ or ‘satisfied.’ The majority (55%) chose the middle range of satisfaction by responding to be only ‘somehow satisfied.’ The remaining group (19%) is clearly ‘unsatisfied’ (Fig. 2.14).

“I think the schools in Kosovo are more like an obligation and do not give much knowledge to students.” - Sami, 27, Prishtine.

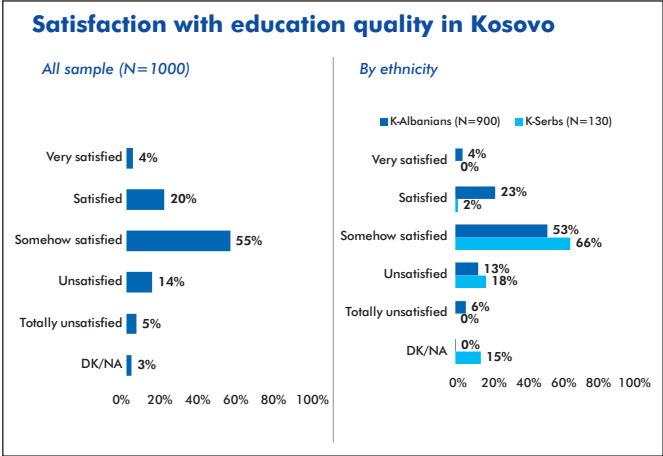
Interestingly, there are no differences in the satisfaction levels for urban and rural youth, whether male or female.

Satisfaction with the education system is substantially lower for young K-Serbs than for their K-Albanian counterparts. Only 1.5% of interviewed young K-Serbs are satisfied with the current education system compared with 27% of young K-Albanians.

According to focus group participants, one primary reason for this low level of satisfaction is the absence of hands-on practice and application of material in the schools’ curricula. According to testimonies, the knowledge delivered is mainly theoretical and very few disciplines or faculties offer practice as a compelling activity to supplement theoretical explanations.

“You only learn theory and nothing practical... I studied chemistry and learned a lot about the theoretical side of experiments, but I never actually did any of these experiments.” – Liridon, 23, Prishtine.

Fig.2.14



If given the opportunity, the majority of Kosovo youth would prefer to study abroad.

As many as 61% of the respondents say that they would like to study in either a public or private school abroad, if given the opportunity (Fig. 2.15). Only 25% of interviewed youths prefer to study in a public school in Kosovo, while approximately 10% would prefer to educate themselves in a private institution at home.

According to focus group discussions, young Kosovars perceive professors in private institutions to be more patient and willing to spend time with students than those in public institutions. According to these testimonies, direct interaction and individual guidance are less frequent in public schools than in private ones. Apart from this distinction, Kosovo youth see little difference in private and public educational institutions, especially when considering the quality of the knowledge delivered.

“I graduated from a private university, but I did not do any practice there either. So the quality of learning is the same [as in the public universities].... They only differ when it comes to the time a professor spends with students individually, which is not that much in the public school” - Gentiana, 22, Mitrovica

Rural youth show a higher preference than their urban counterparts to study within Kosovo (Fig. 2.16). Only 24% of urban youth would prefer to study in Kosovo (private or public institutions), compared to 44% of rural youth.

K-Serb youth almost refuse to receive education in Kosovo, with only 2% who mentioned Kosovo private institutions (Fig. 2.16) as an option. The majority of this group (59%) could not give a preferred choice of study between schools in Kosovo and abroad.

Fig.2.15

If giving the opportunity where would you like to get educated?

All sample (N=1000)

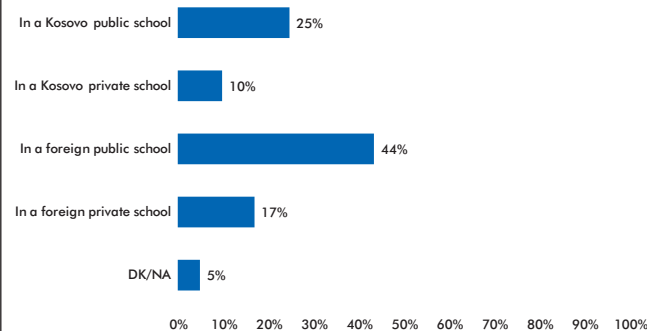
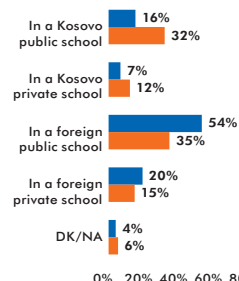


Fig.2.16

If giving the opportunity where would you like to get educated?

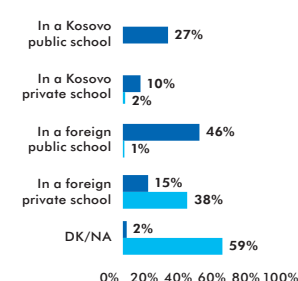
By urbanity

■ Urban (N=450) ■ Rural (N=550)



By ethnicity

■ K-Albanians (N=900) ■ K-Serbs (N=130)



Students in Kosovo are cautious about their future employment chances. More than one-third of those who are employed are not working in the profession for which they received an education.

Students currently attending university or a Master’s/PhD programs were asked about their expectations in finding a job after graduation. Only 22% of these respondents reported to being very optimistic and expect to find a job immediately after completing their current studies. On the other hand, 48% of this group believes that they will be able to find a job after graduation, but it will take some time. The remaining 30% are divided between those who do not believe they will be able to find employment soon and those who do not know when they will be able to work at all (Fig. 2.17).

Urban youth currently enrolled in higher education are slightly more optimistic than their rural counterparts when it comes to the prospects of finding work after graduation. As such, 75% of urban youth think they will find work immediately or after some time compared to 65% of rural youth (Fig. 2.17).

Approximately 36% of employed youth currently labor in a profession different from the discipline they had studied. Only 29% of the interviewees declared to be working in a profession related to their previous/current education, while 12% are working in a profession that is somewhat related to their education. On the other hand, 18% of working youth declared to have not received any education on a specific profession yet (Fig. 2.18).

Fig.2.17

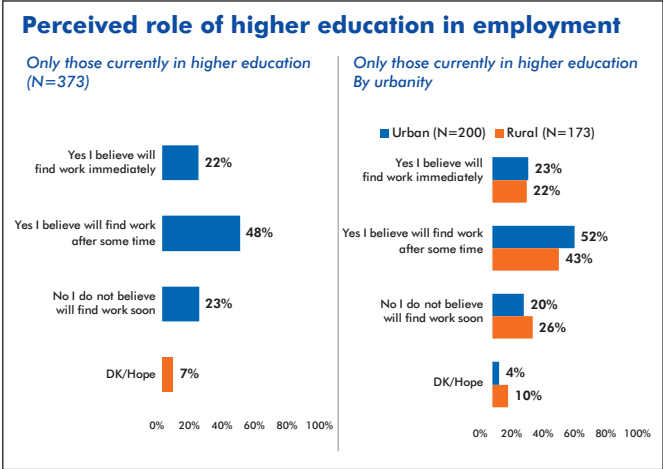
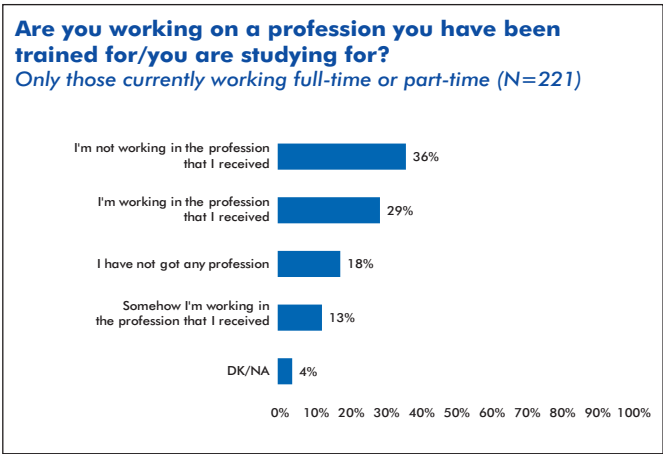


Fig.2.18



Employment rates are considerably low among the youth in Kosovo.

According to the results of this study, employment rates seem to be particularly low among Kosovo's youth. Out of all respondents, less than one-fourth (22%) declared to be employed in either a full-time or part-time position (Fig. 2.19).

Among youth not currently enrolled in school, only one out of three is employed in either a full-time or part-time job. This means that the unemployment rates for this subgroup are at the level of 68%.

Interestingly, K-Serb youth who are not enrolled in an educational program enjoy higher employment rates (full-time or part-time) than their K-Albanians counterparts. While 63% of the former declare to be currently employed, only 28% of K-Albanians enjoy the same status (Fig. 2.20).

Fig.2.19

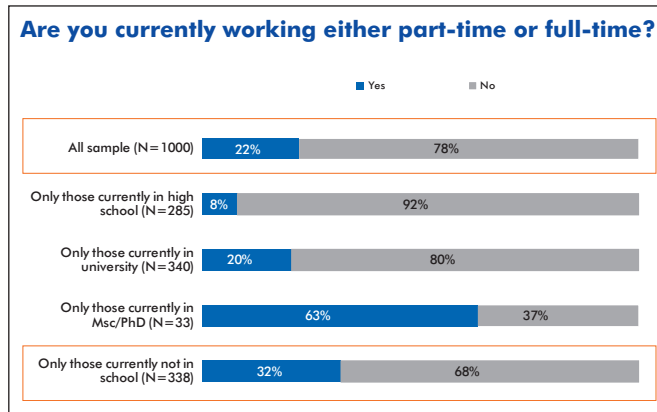
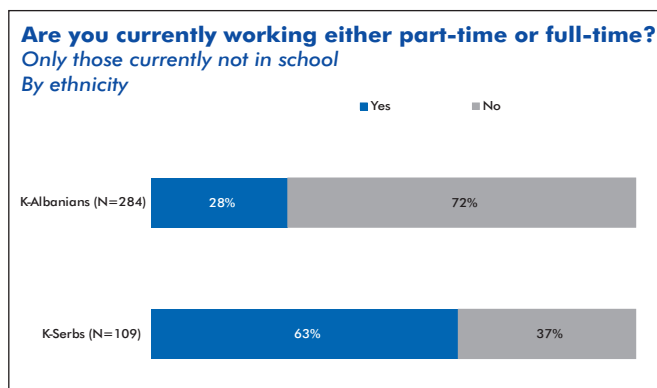


Fig.2.20



Public administration is the preferred employment prospect among youth, regardless of gender, urbanity, or ethnicity.

Work in the public administration sector is the most coveted form of employment for Kosovo youth. When asked about which sectors or institutions they would like to work for, 46% of the youth stated their preference for a employment in public administration compared with 28% who would like to work in the private sector. Interestingly, 19% of respondents said they would prefer employment in international institutions (Fig. 2.21).

More young women (52%) than young men (41%) aspire to careers in public administration. Conversely, 34% of young men prefer to work for a private sector firm, compared with 21% of young women.

Both urban and rural youth show similar inclinations for employment in public administration. However, urban youth seem to be slightly more interested in working for an international institution when compared to their rural counterparts (Fig. 2.22).

Similar to K-Albanian youth, K-Serbs display a preference for employment in the public sector (29%), followed by the private sector (26%). However, in comparison, the frequency of K-Serbs preference for the public administration sectors is much lower than that of K-Albanians (48%). When considering ethnicity, another contrast shows K-Serbs considerably more ambiguous in their preference of an employment sector than K-Albanians. Twenty-two percent (22%) of the interviewed K-Serbs youth report to having no idea about their preferred work sector, whereas among K-Albanians, only 3% responded this way (Fig. 2.22).

Fig.2.21

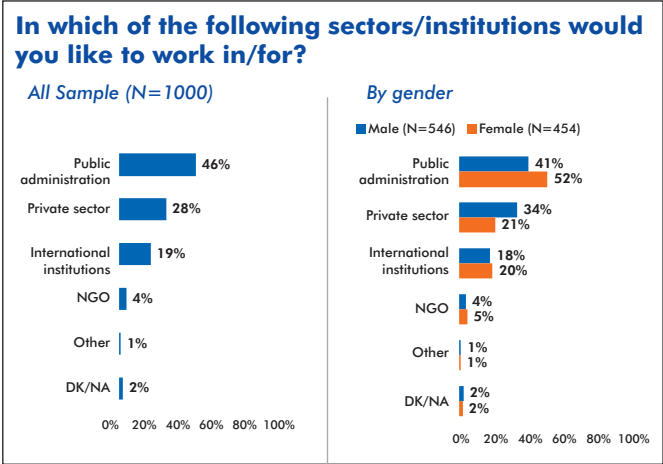
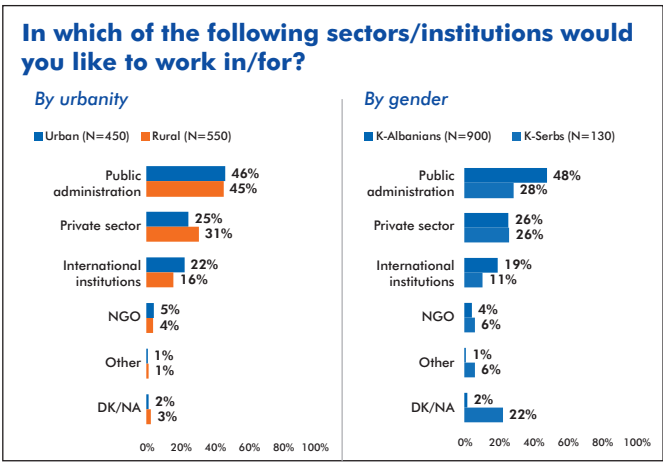


Fig.2.22



“Connections and friends” are the most important factors in finding a job according to Kosovo youth opinion. These matter more than “professional skills” or “education level.” Income and job security are much more important than job satisfaction or a friendly work environment.

About 37% of young respondents believe that the most important factor in finding a job is whether one has connections/friends. If political connections are included, then about 50% of youth cite these as the most important factors in finding a job, significantly more important than professional skills (23%) or education level (19%) attained (Fig. 2.23).

On the other hand, the most important factor in accepting or declining a job offer is the income it provides (Fig. 2.24). Fifty-two percent (52%) of the youth mention salary/income as the primary motivating factor, whereas 30% of the respondents believe job security to be the main reason to accept or decline a job. On average, job satisfaction and the ‘opportunity to work with people you like’ were perceived as less important (13% and 5% respectively).

Fig.2.23

Which of the following factors matters most in FINDING a job
All sample (N=1000)

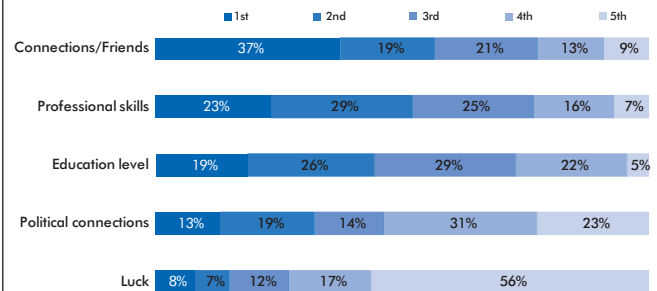
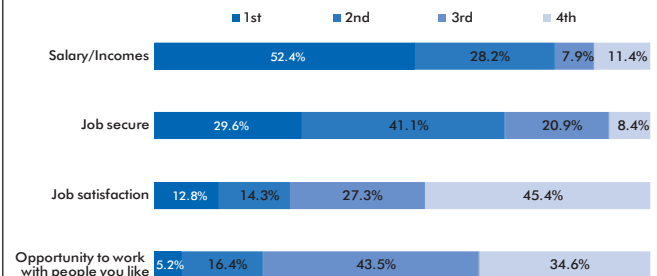


Fig.2.24

Which of the following factors matters most in ACCEPTING a certain job
All sample (N=1000)



Democracy and politics

There is considerable skepticism in the ability to influence government through one’s own vote, despite a significant interest in national politics.

Among Kosovo youth, interest in national politics is considerable, compared to only a moderate interest in Balkan politics and luke-warm interest in world politics. According to the survey results, about 56% of the interviewed youth report to being ‘very interested’ or ‘interested’ in Kosovo politics, with 26% moderately interested in national political developments and 18% with no interest at all (Fig. 3.1). Youth interest in Balkan and world politics is less strong, with only 27% and 23% of the respondents expressing interest respectively.

“Much has been said recently about the process of privatization, then negotiations with Serbia; these are issues that impact us a lot. The situation itself imposes one to follow political news.” – Shpresa, 24, Prishtina.

Despite considerable interest in national politics, the youth believe their interest has been diminishing over the years. An attitude of “they are all the same” with respect to politics and politicians is pervasive, thus causing higher skepticism towards the political process. For many group discussants, political positioning does not have much of a meaning anymore, since all parties have tried coalitions, and things have not changed.

“There was a time in my social group that we raised our voices and argued over presidents or political issues but now we can see that it’s not worth it; in the end nothing changes so this has made people more aware not to waste their time over such discussions.” – Sami, 28, Prishtina.

Voting behavior does not fully reflect interest levels of Kosovo youth in politics. Only 45% of the interviewed youth eligible to vote at the time of the last general and local elections¹⁰ reported to having cast their vote in all or most elections since they have been eligible to vote (Fig. 3.2).

K-Serb youth do not normally participate in Kosovo elections. While 49% of the interviewed K-Albanian youth eligible to vote in 2010 declared to have voted in either every or most elections, only 9% of K-Serbs interviewed peers have voted in most elections (Fig.3.2).

Fig.3.1

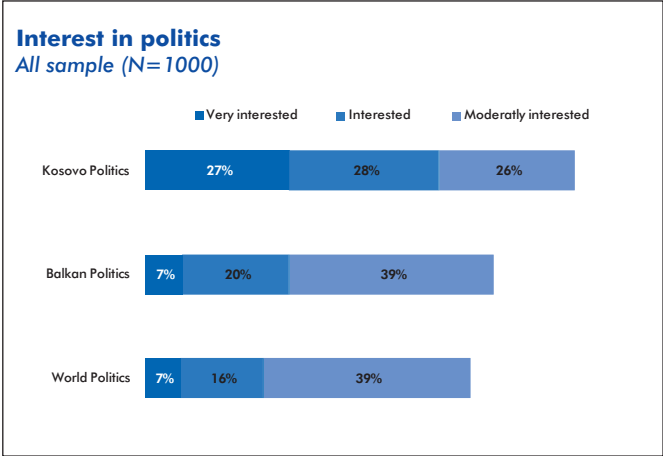
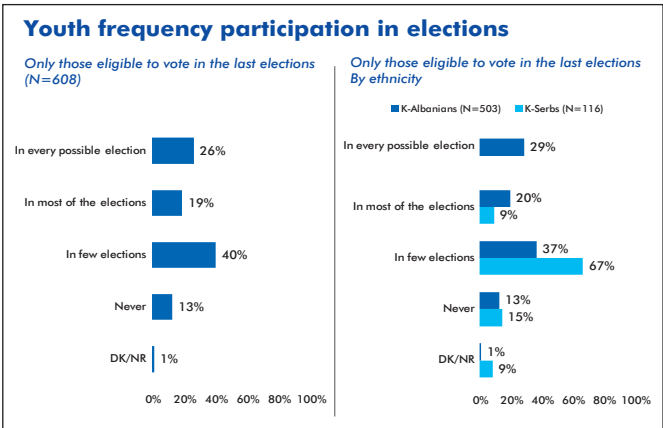


Fig.3.2



¹⁰ Last general and local election in Kosovo to the time of the survey was held in December 2010. Only those respondents aged 18 years old and above in 2010 are included in this analysis.

Overall, a considerable portion of Kosovo youth does not believe that their vote can influence Kosovo governance. More than half of the respondents (51% who answered ‘little’ or ‘not at all’) believe their vote is unimportant in changing governance (Fig. 3.3), while only 16% believe their vote influences ‘very much.’ Twenty-seven percent (28%) of respondents believe their vote is ‘somewhat’ influential to the actions of government.

The belief that one’s vote may influence local government is only slightly better, though 43% of youth still believe their vote is still ineffective at this level (Fig. 3.3).

Among K-Serb youth, the belief that one’s vote might influence government is almost absent. Fewer than 5% of interviewed K-Serbs believe that by casting their vote they can change ‘very’ or ‘somewhat’ the way central and local government directs institutions (Fig.3.4)

“I don’t vote as I don’t see any way how my vote can change anything. The politics about us is decided elsewhere” – Stefan, 23, Mitrovica.

Fig.3.3

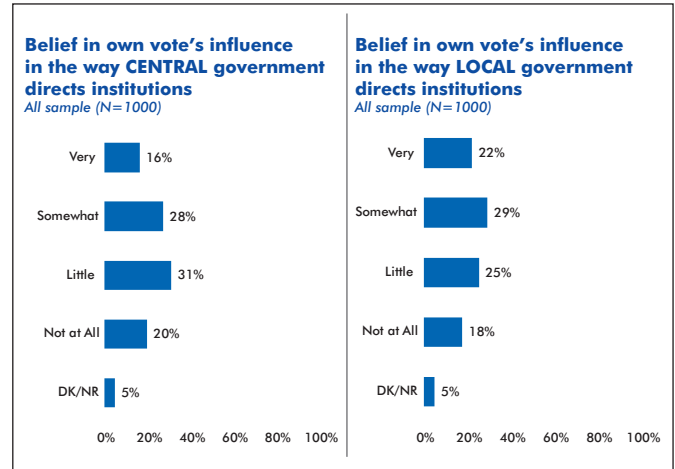
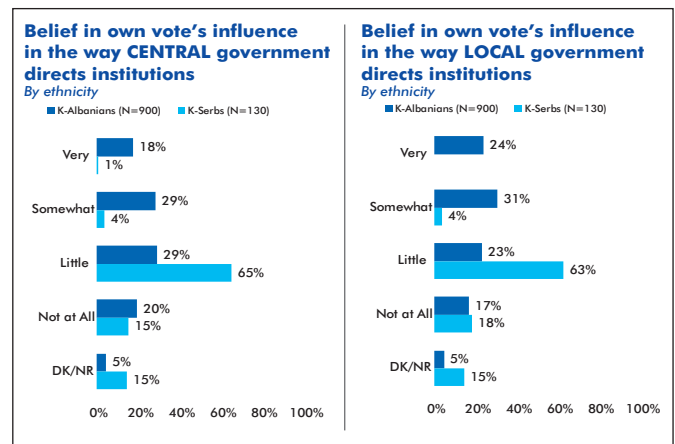


Fig.3.4



TV remains a major source of political information, but the Internet is emerging as a strong source as well.

TV and the Internet are the two most frequent sources of information regarding political issues. While TV remains a major source for political news (88%), it is interesting to note that Internet is not far behind, with 66% of youth citing it as their source for political information (Fig. 3.5).

- “Every family in Kosovo from 18:00 till 21:00 has the news on TV, and kids adapt to flow and routine, in a way it becomes a culture.” – Elis, 26, Prishtina

Less frequent sources of political information include newspapers, family discussions, talks with friends and the radio. Newspapers were mentioned by only 37% of the respondents as a source of political news.

During focus group discussions, young participants expressed concerns over politicization of media in general and newspapers in particular.

-“I have heard that many political heads are shareholders of these newspapers, so it’s normal they will not tell us the other side of the story but their own.” – Liridon,23 , Prishtina

There are major differences between the sources of political news mentioned by K-Albanians and K-Serbs. Discussions with friends or family are major sources of political news for K-Serb youth, with 83% of K-Serbs mentioning these two sources. Only 22%-23% of K-Albanians responded this way (Fig.91). Internet, as an information source, is another difference among ethnicities. Only 24% of K-Serbs mention it compared to 74% of K-Albanians.

-“I’m trying not to spend much time on politics, but of course there are things of interest for me in this regard. Mostly, I talk to my family and friends about political developments.” – Janko, 19, Mitrovica.

A very small portion of K-Serb youth mentions newspapers and radio as sources of information (8% and 4% respectively). For K-Albanian youth, these media, while used less frequently than TV or the Internet, remain considerable sources (39% and 19% respectively).

Fig.3.5

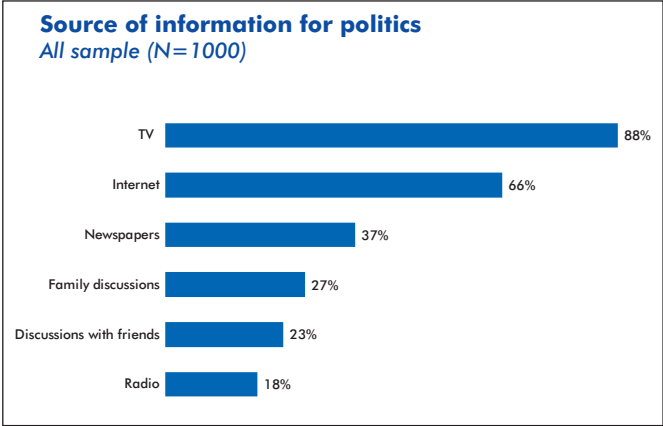
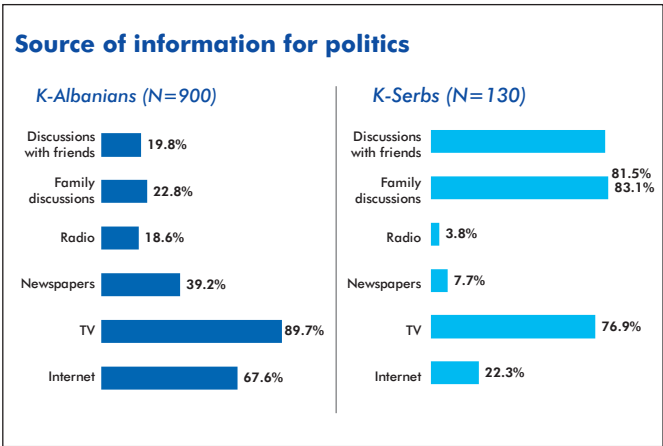


Fig.3.6



Government or Opposition leaning? Left or Right leaning? -A significant portion of the youth declares a 'Neutral' stance.

Polled youth were asked to position their support toward either the Opposition or the Government on a 1-10 scale, where 1 means 'Completely Support the Opposition' and 10 means 'Completely Support the Government.' Respondents positioning themselves on the 1-4 scale were later categorized as 'Opposition-leaning,' those placing themselves on the 5-6 scale as 'Neutral,' and those positioned on the 7-10 scale as 'Government-leaning.'

As many as 36% of young respondents report to being 'neutral,' while about 32% are 'opposition-leaning,' and 25% 'government-leaning.' Eight percent (8%) refused to position themselves (Fig.3.7).

The majority of interviewed K-Serbs did not associate with either the Opposition or Government in Kosovo. About 51% of them positioned themselves as 'neutral,' while 45% refused to be positioned at all (Fig.3.7).

Polled youth were also asked to position their political orientation on a 1-7 scale where 1 means 'Left Leaning,' 4 means 'Center Leaning,' and 7 means 'Right Leaning.' They were asked to position themselves in this scale regardless of what or whether they know the political context associated with Left and Right. Those respondents positioning themselves into the 1-3 range were later categorized as 'Left-leaning,' those evaluating 4 as 'Center,' and those placing themselves into the 5-7 range as 'Right-leaning.'

About 22% of respondents did not know how to position themselves on such a scale (Fig.3.8). Again, the largest portion of youth was positioned in the 'comfortable,' 'neutral' center of the scale (36%). Left and Right leaning respondents are almost equal with 21% and 20% respectively.

Interestingly, K-Serb youth do not express any leaning even when it comes to political ideology. About 65% of interviewed K-Serbs think of themselves as neutral, while 29% did not know how to position themselves.

Fig.3.7

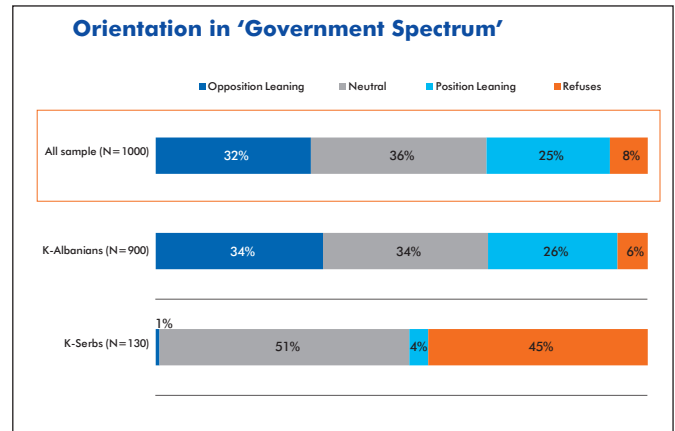
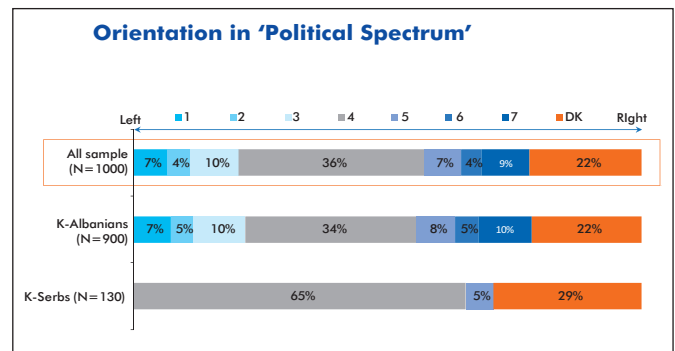


Fig.3.8



Most youth do not feel represented in politics. “Personal benefits rather than ideals drive politicians, including young ones.”

Kosovo youth do not feel represented in politics, with about 64% of those interviewed reporting to feeling ‘little’ or ‘not at all’ represented in politics (Fig. 3.9).

During group discussions, youth not involved in politics say that not even young politicians represent them. In their opinion, even young politicians are driven by personal benefits (employment, internship, scholarships, etc.) more than by political ideals.

This opinion was also confirmed in discussions with youth who are involved in politics. Many stated that employment opportunities are higher when a person is involved in a political party. Therefore, they contribute “voluntarily” to political activities.

“I’ve met young people saying that the only way to get a job is to be a member of a political party and they did get into political party. In Gjakova all of the people get membership of the political parties only for employment.” – Jeta, 26, Gjakova.

Most youth (52%) are “somehow satisfied” with democracy in Kosovo, revealing again a more neutral position. Only 28% of polled youth said they were either “very satisfied” or “satisfied” with the level of democracy in Kosovo. About one in five youth declared dissatisfaction in this regard (Fig. 3.10).

Among K-Serb youth, dissatisfaction with the level of democracy in Kosovo is higher. About 39% of them are “unsatisfied” compared to 22% of K-Albanians. The contrast is even greater when comparing satisfaction with democracy in Kosovo. Only about 2% of K-Serbs are “satisfied” compared to 26% of K-Albanians (Fig. 3.10).

Fig.3.9

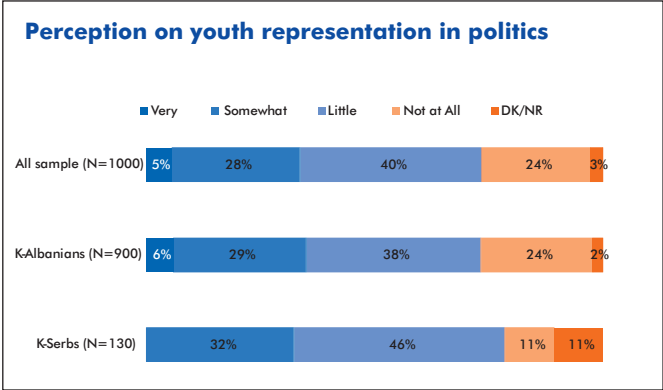
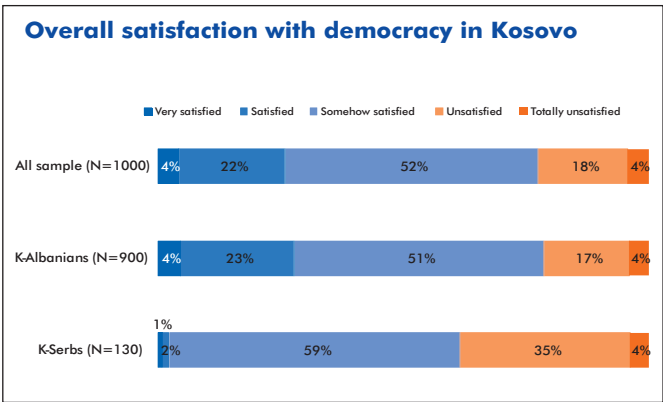


Fig.3.10



Respondents show low trust in Institutions overall, and trust in Religious Leaders, Police and Media to a certain extent.

Respondents were asked to evaluate several groups and institutions¹¹ on a 1-10 trust scale, where 1 means 'Do not trust at all' and 10 means 'Trust a lot.' For ease of presentation, evaluations were later converted to a 0-100 scale where 0 means 'Do not trust at all' and 100 means 'Trust a lot.'¹²

Groups and institutions received an average of 42 points on the Trust Scale, showing that Kosovo youth feel more distrust than trust toward these entities.

Religious leaders are among the most trusted groups, scoring 64 points on the Trust Scale (Fig. 3.11). The Police follow with 60 points on the Trust Scale, then the Media with 55 points. Non-profit organizations are positioned in the mid-scale with 50 points. All other groups and institutions scored less than the midpoint of the scale, meaning that on average they are more distrusted than trusted.

Among the Kosovo youth, UNMIK, political parties and EULEX are the least trusted groups on average, scoring respectively 26, 28 and 28 points on the Trust Scale.

On average, K-Serb youth exhibit low trust in all institutions and groups, with an average evaluation as low as 24 points on the Trust Scale. Religious Leaders are an exception for both K-Serb and K-Albanian youth, with K-Serbs showing slightly more trust in this group. Unfortunately, the Office of the President and Office of the Prime Minister of Kosovo received a score of 5 and 6 points on the Trust Scale respectively, indicating almost no trust at all.

“Religious leaders are closely related to political parties. Those two are inseparable, church and parties/state.” – Ne-manja, 21, Mitrovica.

Fig.3.11

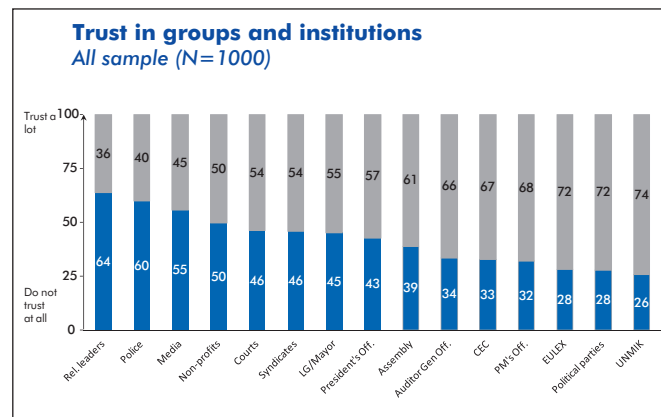
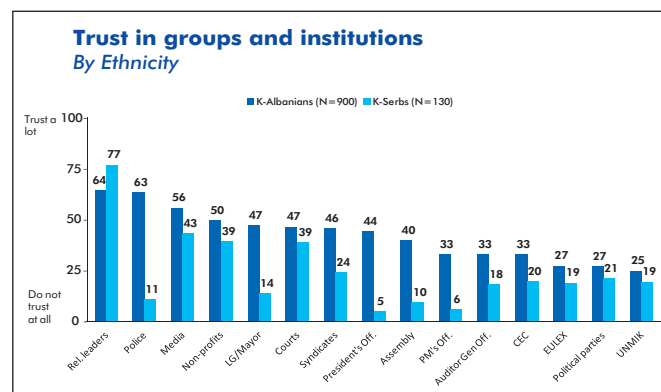


Fig.3.12



¹¹ In total, 15 institutions and groups were probed.

¹² Please note that a score of 50 points in this Trust Scale means that the group is neither trusted nor distrusted.

Kosovo youth, regardless of ethnicity, are most concerned about Unemployment and Increasing Poverty. They also express concerns about the “Kosovo territory separation.”

Polled youth were asked how concerned they are about several problems currently facing Kosovo. Evaluations were made on a 1-4 scale where 1 means ‘very concerned,’ 2 means ‘somewhat concerned,’ and 3 means ‘a little concerned,’ and 4 means ‘not concerned at all.’¹³

Kosovo youth, regardless of ethnicity, cite unemployment and increasing poverty as the two most pressing concerns in society. Respectively, 94% and 92% of respondents believe these two issues are of “very much” concern (Fig. 3.13).

Interviewed youth perceive territory separation as the third most pressing concern, with 70% “very” and 16% “some-what” concerned about its effect on society. This reveals the highly sensitive nature of this issue, one that has emerged lately with developments in Northern Kosovo. K-Albanians see this problem as matter of losing northern territory, while to K-Serbs separation means being divided from Serbia.

“I am afraid of assimilation. What would happen if, for instance, Belgrade recognizes Kosovo independence? A friend of mine changed his surname and he doesn’t feel as Serb anymore but as Kosovar. I am afraid of that.” Stefan, 23, Mitrovica.

Interestingly, Pollution is cited as a “very concerning” issue for Kosovar youth (65%). This is likely due to its highly visible status in the public agenda and in media coverage during 2012.¹⁴

Fig.3.13

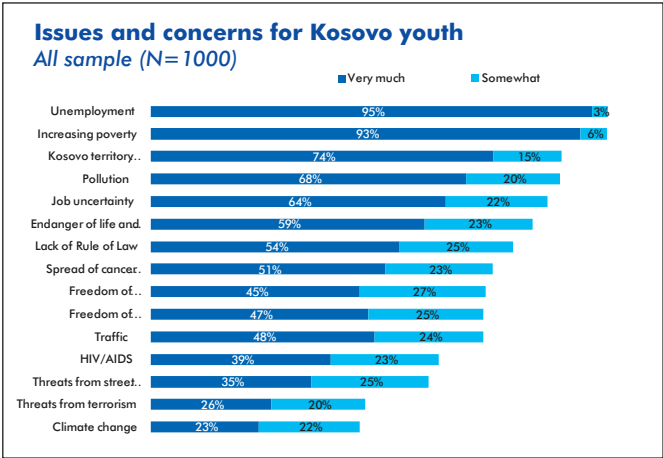


Fig.3.14

Issues and concerns for Kosovo youth - By ethnicity					
K-Albanians (N=900)			K-Serbs (N=130)		
	Very much	Somewhat		Very much	Somewhat
Unemployment	95%	3%	Increasing poverty	98%	1%
Increasing poverty	93%	6%	Unemployment	99%	0%
Kosovo territory separation	74%	15%	Lack of Rule of Law	68%	29%
Pollution	68%	20%	Job uncertainty	79%	18%
Job uncertainty	64%	22%	Endanger of life and health in the workplace	75%	19%
Endanger of life and health in the workplace	59%	23%	Kosovo territory separation	59%	28%
Lack of Rule of Law	54%	25%	Spread of cancer diseases	21%	65%
Spread of cancer diseases	51%	23%	Freedom of movement outside the territory of Kosovo	51%	35%
Freedom of movement within the territory of Kosovo	45%	27%	Freedom of movement within the territory of Kosovo	53%	30%
Freedom of movement outside the territory of Kosovo	47%	25%	Pollution	33%	32%
Traffic	48%	24%	HIV/AIDS	3%	51%

¹³ For the sake of clarity, only percentages for the “very much” and “somewhat” responses have been included in the graph and table presented.
¹⁴ Events in Ferronikel-Steel factory (subpoenaed for pollution), and the issue of agriculture land pollution have gained wide media coverage.

Despite worries, K-Albanian youth are generally optimistic for the economic future of Kosovo. This is not the case for K-Serb youth whose predictions over the economy are gloomy.

Although Kosovo youth believe unemployment and increasing poverty to be the two most concerning issues at the moment, the majority (77%) believe their economy will improve in the long run (“greatly improve” or “somewhat improve”). Eleven percent (11%) of youth do not expect any changes to Kosovo economic performance in either direction, and only 6% foresee a deteriorating economic situation in the next 10 years (Fig. 3.15).

Economic expectations for the next 10 years differ significantly between K-Albanians and K-Serbs. K-Serbs think that the economy in the future will be gloomier; 49% think that the economy will get worse or much worse, while 18% believe it will remain the same (Fig. 3.16 left). Instead, 84% of interviewed K-Albanians are positive that their country’s economy will improve in the years to come (Fig.3.16 right).

Fig.3.15

Youth expectations of Kosovo’s economic performance during the next 10 years
All sample (N= 1000)

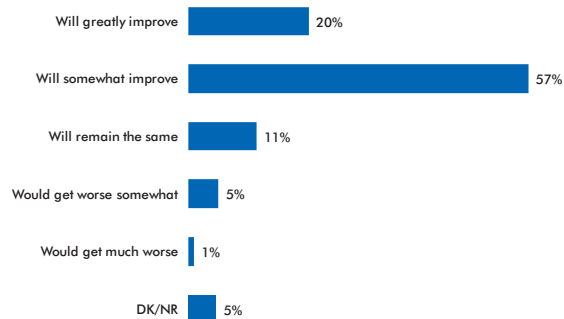
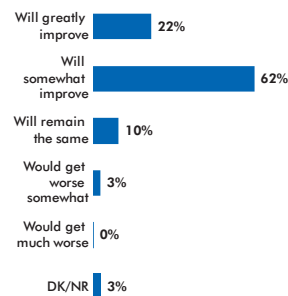


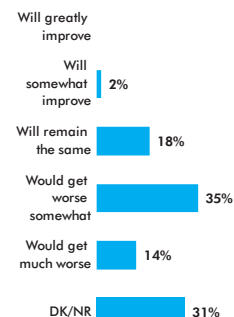
Fig.3.16

Expectations of economic performance during the next 10 years

K-Albanians (N=900)



K-Serbs (N=130)



Kosovo and the EU integration

Despite problems within the European Union, Kosovo youth largely support joining it.

Kosovo youth are strongly supportive of joining the EU. When asked whether Kosovo should join the EU, about 88% of them answered “yes,” and only 7% opposed it (Fig. 4.1). It is interesting to note that this support holds up at a time when Europe has been going through economic crises and political debates. Support in joining EU is independent of urbanity.

The situation is completely different when analyzing the responses of K-Serb youth. There is virtually no support for Kosovo joining the EU, with 56% opposing it. An additional 43% of K-Serbs answered “I don’t know” to the question (Fig. 4.1).

“People are against the EU integration since they supported bombardment of this area. They cannot be our friends. EU integration means taking away our national dignity.” Stefan, 24, Mitrovica.

- “The EU integration is not important to us. There are more important topics which are significant so we don’t think about it when dealing with many problems.” – Ivana, 24, Mitrovica

About 70% of young K-Albanians believe that joining the EU would help Kosovo further develop economically and politically (Fig. 4.2). Perceptions for K-Serbs are completely different; as many as 74% of young K-Serbs think that joining EU would actually bring economic and political problems to Kosovo.

While the responses in the quantitative survey suggest that youth think that joining EU would bring economic and political development, focus group discussions revealed that most youth are not familiar with direct implications of such a process for Kosovo. When talking about benefits of EU integration on a more practical sense, most youth mention visa liberalization as the main benefit. This is for them a direct association, simplifying all other legal, institutional and economic aspects of the process.

Fig.4.1

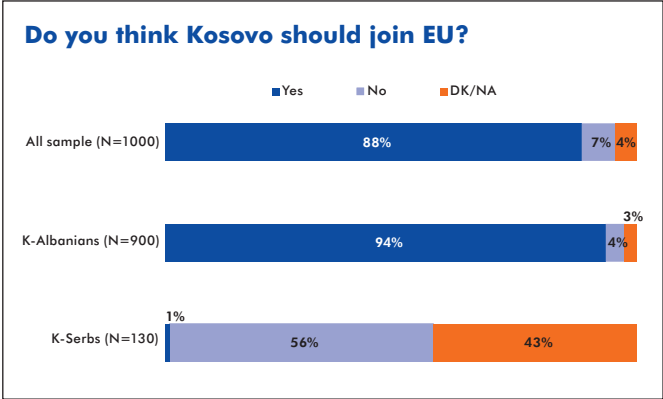
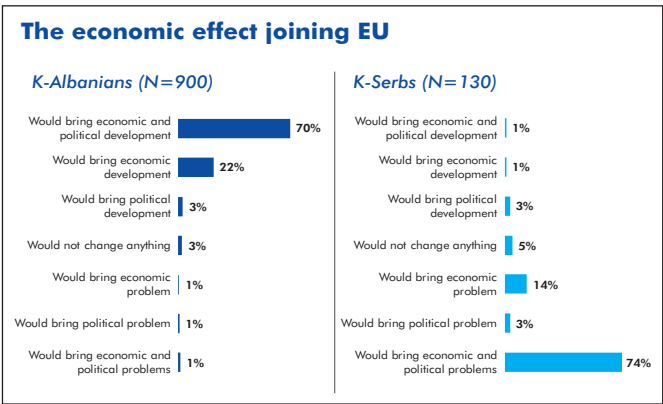


Fig.4.2



When will Kosovo join EU? Kosovo youth are too optimistic.

Overall, there is high optimism among youth in Kosovo that their country will soon join the European Union. About half of respondents (50%) believe this will be possible in the next five years. An additional 28% predict that it will happen within next 10 years, and only 13% think that it will take more than 10 years.

On the one hand, such high optimism may be related to the lack of information on what the process implies and requirements to be fulfilled by Kosovo. Conversely, it may be a direct result of the fact that many youth confuse or equate the process of joining EU with visa liberalization/freedom of movement.

“I don’t think people have enough information about the conditions and rules of joining the EU. Most of people I know think that EU integration is same as visa liberalization” – Pa-shtrik, 25, Prishtine.

While young K-Albanians are very optimistic about Kosovo’s process of accessing the EU, K-Serb counterparts feel the very opposite. About 46% of K-Serbs believe that Kosovo will never become a member of European Union. A considerable percentage of K-Serb youth (35%) could not give any estimate about this issue. Nevertheless, about 17% of youth from this ethnic group think Kosovo will join EU, but it will take more than 20 years for the process to happen.

Fig.4.3

Perceived timeframe for EU accession All sample (N=1000)

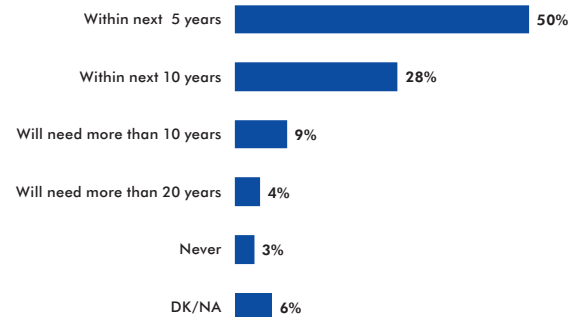
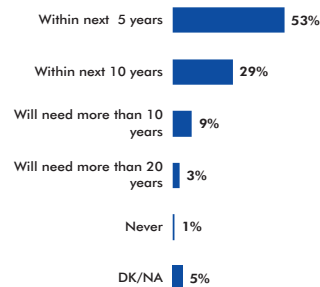


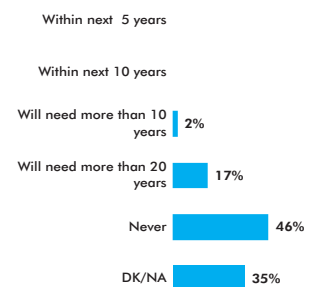
Fig.4.4

Perceived timeframe for EU accession

K-Albanians (N=900)



K-Serbs (N=130)



According to most youth, EU integration translates into “free movement and visa liberalization.”

Free movement and visa liberalization are the benefits most frequently associated with accession to the EU. This is confirmed by both quantitative and qualitative results. About 51% of respondents mentioned it as the benefit of EU integration. If we include the 29% of respondents who mentioned all benefits including free movement and visa liberalization, as much as 81% of youth believe this is a benefit of the process (Fig. 4.5).

Free trade, ease of stay in member countries and subventions were other benefits associated with the process of integration, in however small a level.

“After Kosovo is integrated into the EU, the support will come. Most of the less developed EU countries get financial support for developing infrastructural projects.” – Jeta, 26, Prizren.

Interestingly, as much as 55% of young K-Serbs associate EU Integration with all four benefits: free movement and visa liberalization, free trade, ease of stay in member countries, and the benefit of subventions. Such an acknowledgement of the positive effects of EU integration suggests that K-Serb youth are not resistant to the idea of joining the EU per se, but rather of the idea for Kosovo to join the EU (Fig. 4.6).

“There is no chance that Kosovo could join the EU. There are set terms and conditions, which are impossible to fulfill. They will be asking to support KFOR and EULEX, and it is absurd because it means that slowly we will be moving towards recognition of Kosovo as an independent country. Serbs will never recognize it as such, hence the process will be delayed” – Janko, 23, Mitrovica.

Fig.4.5

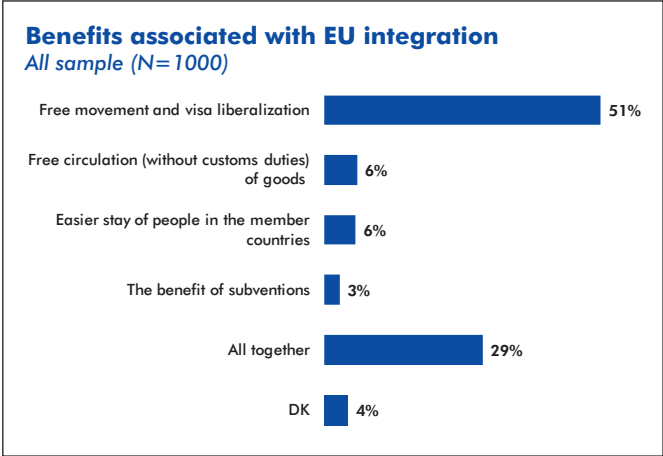



Fig.4.6



Youth opinion on government performance in the process of Kosovo integration in EU is split. About 31% of polled youth believe the government's current job of getting Kosovo closer to EU accessions is either "fully sufficient" or "sufficient" (Fig. 4.7), 40% again choose a more neutral position by answering that the government work is "somewhat sufficient," while 24% say it is "insufficient" or "totally insufficient."

The majority of K-Serb youth (55%) believe that the current Kosovo government of is doing an "insufficient" or "totally insufficient" job in the process of EU integration (Fig. 4.8). As many as 42% of youth in this ethnic group did not give any opinion on government's performance on this issue.

Fig.4.7

Perceived government performance in the process of Kosovo integration in EU

All sample (N=1000)

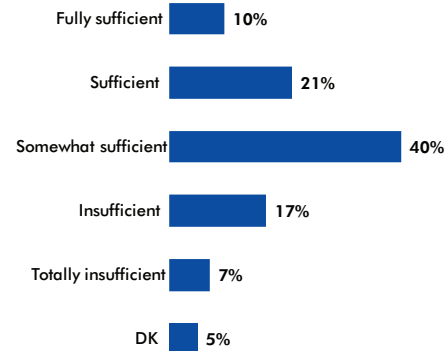
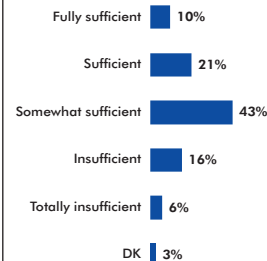


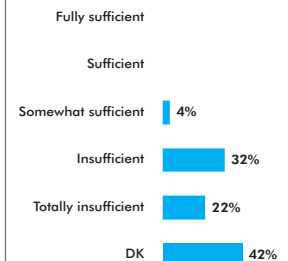
Fig.4.8

Perceived government performance in the process of Kosovo integration in EU

K-Albanians (N=900)



K-Serbs (N=130)



Lifestyle and leisure

Kosovar youth dedicates a large portion of the day to media consumption – Watching TV, Listening to Music, Social Networking. On average, a young person spends 3.5 hours per day watching TV. Almost one in three follows Soap Operas daily.

Youth were asked how frequently they engaged in a series of leisure activities. Responses shows that their free time is most frequently spent watching TV and listening to music, (Fig. 5.1, 79% declare to conduct them often). The third most common activity is going out with friends, with about 56% of the young Kosovars reporting to do this in their free time. Young people not enrolled in school tend to spend less time with their friends, and aside from school enrollment, gender and urbanity also have an impact on patterns of those who go out with friends. For rural females not enrolled in school, this proportion drops to 32%. On the other hand, about 77% of urban males attending school declare to go out often with their friends.

Playing sports ranks only fifth (out of six probed) in frequency, with 35% of polled youth doing it often.

Youth were asked the average time they spend watching TV. Around 37% spend between four and six hours per day in front of TV, 49% of them spend two to four hours, and the remaining 14% spend less than two hours. This shows that the youth spend an average of 3.5 hours per day in front of the TV.

Kosovo youth show a preference for foreign music programs on TV (Fig. 5.2). About 45% report to watching them every day, and 23% say they watch these programs two to three times a week. Foreign music programs are watched more often than light (non-folk) Albanian music or folk Albanian music. The news is also followed by a considerable percentage (40% follow often and 23% follow two to three times a week). Interestingly, more than one in three youth watches soap operas daily.

Fig.5.1

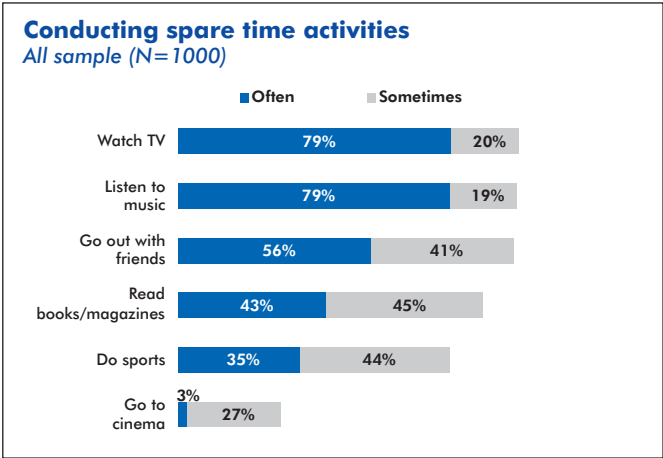
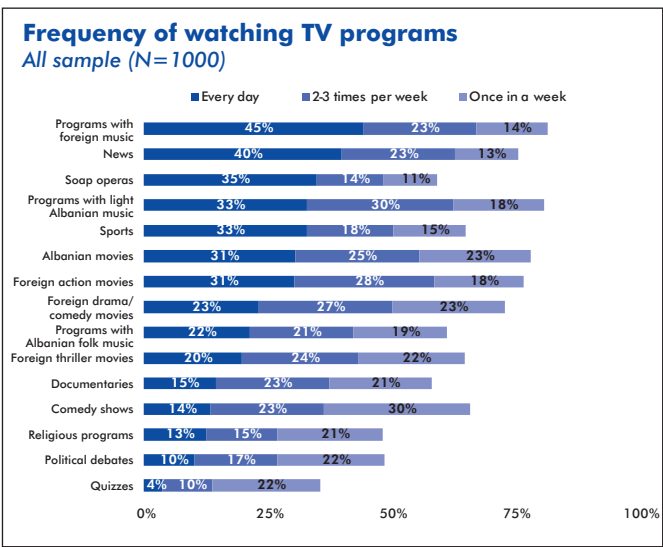


Fig.5.2



Youth are highly connected and heavy users of social networks.

Kosovo youth are highly connected, and about nine out of ten youth say they have access to the Internet (Fig. 5.3), independent of urbanity or ethnicity. The Internet access rate is 95% for urban youth and 89% for rural youth (Fig. 5.4). About 92% of young K-Albanians and 86% of K-Serbs have access to the Internet.

Social networking and chatting are the two of the most frequently cited reasons for youth to access the Internet. Respectively, 83% and 80% of the youth using the Internet (N=914) do so because they would like to network or chat. According to the focus group discussions, a new trend of accessing the Internet through mobile phones has greatly expanded the connection opportunities. A lot of youth report to using Facebook through mobile phones and spending up to 80% of their time in social networking.

-“What I have noticed is that if you do not go to cafés and do not use Facebook you are not IN, you are not going with the trend and you will be left aside from everyone else. If you do not go along with these two trend you are OUT.” – Albert, 23, Prishtine.

Watching videos/listening to music, reading for school/work/fun and checking e-mails are frequently mentioned reasons for using the Internet. Each of these reasons is mentioned by more than half of young Internet users.¹⁵

On average, Kosovo youth spend 3.5 hours per day on Internet. Such a finding was confirmed even by focus group discussions. Between Internet and TV, Kosovo youth spend on average 7 hours per day.

Fig.5.3

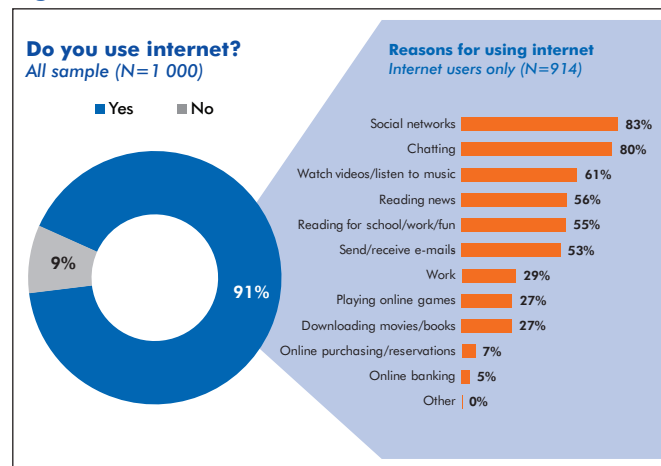
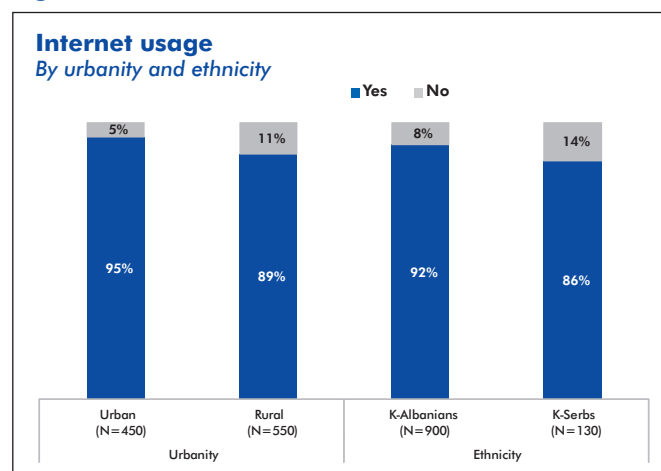


Fig.5.4



¹⁵ Please note that more than one reason could be cited by each respondent; thus percentages do not sum up to 100%.

Values associated with personal appearance, a reputable social status and even healthy eating are considered as the trendiest by the majority of young Kosovars.

Polled youth were asked to evaluate the popularity of a pool of twelve values. Evaluations were given in a 1 to 3 scale where 1 means Popular, 2 means Not Quite Popular and 3 means Not Popular At All.

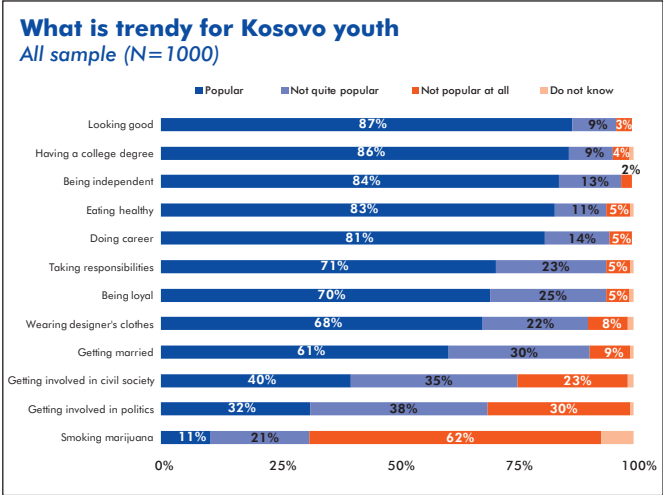
Three of the highest reported trends among polled youth include: looking good (87%), having a college/university degree (86%), and eating healthy (83%) (Fig. 5.5).

Focus group discussions revealed that the latest trends in fashion, hairstyles and beauty accessories are also important. When responding to what is trendy, every group cited looking good as a top motive. That is, “looking good” is a requisite for acceptance in a social circle, getting a job, and forming a relationship.

Being independent is another popular trend among Kosovo youth (83%), and this may suggest a future shift in the attitude of youth living with parents.

Civic engagement – involvement in civil society or political organizations – and political involvement do not appear to be very popular among Kosovo youth. They are mentioned as “popular” by 42% and 29% respectively. Smoking marijuana is the least trendy activity according to Kosovo youth (only 10% mentioned it as popular).

Fig.5.5



In general, discussions of Sex are still considered taboo, especially when discussed with parents or other family members.

- "Things you tell your friend you don't tell your parents, especially sex topics". Bora, 21, Prizren

About 45% of polled youth report to never having had sexual relations, 18% to having had sexual relations with one partner, and 13% say they've had sexual relations with more than one partner. Almost one in four respondents (24%) did not give an answer to this question.

Of those youth who reported to having had sexual relations (N=312) only 35% used protection on a regular basis, 34% of youth have used it occasionally, and 25% have never used any protection. Disaggregating these results by gender, about 36% of females report to never using any protection compared with 22% of males.

Fig.5.6

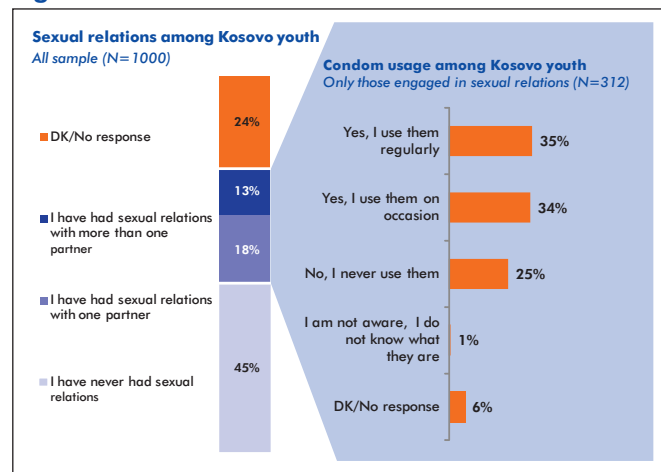


Fig.5.7

